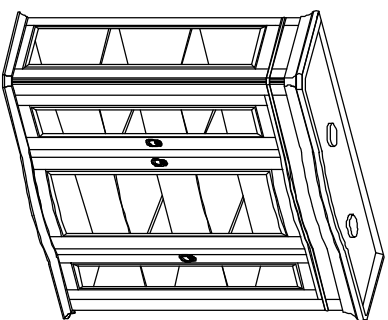


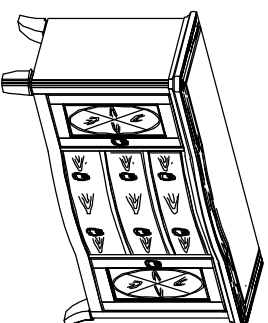
# ASSEMBLY INSTRUCTION

## 2546-50 & 2546-55 HUTCH & BUFFET





PART LIST:



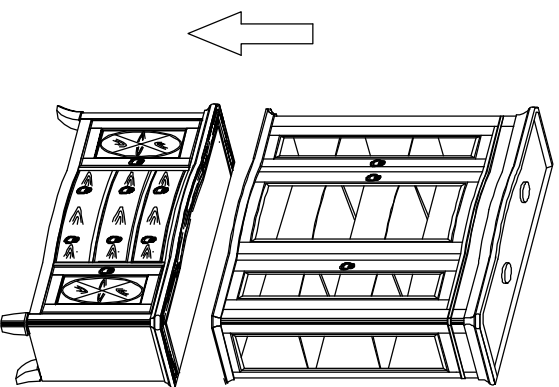
Hutch  
1pc



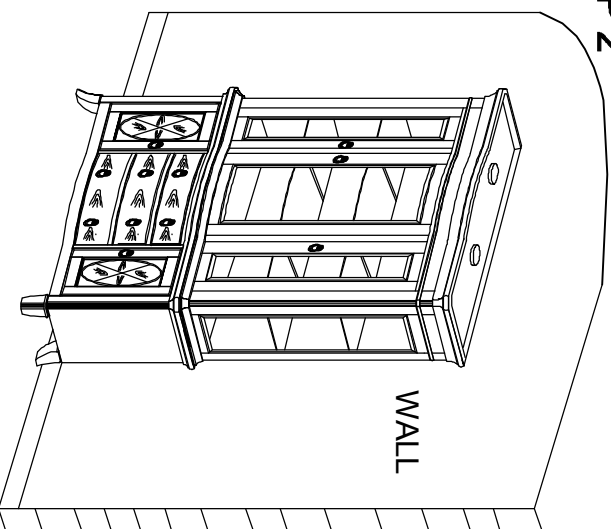
Buffet  
1pc

HARDWARE LIST			
A		WALL ANCHOR	1 PC
B		STRAP	1 PC
C		LARGE WOOD SCREWS Ø8x1-3/4"	1 PC
D		SMALL WOOD SCREWS Ø8x3/4"	1 PC

STEP 1



STEP 2



STEP 3

