




ASSEMBLY INSTRUCTION

ITEM#:1757/1757SV EASTERN/CAL BED
 1757K/1757SVK-1 EASTERN/CAL KING HEADBOARD
 1757K/1757SVK-2 EASTERN/CAL KING FOOTBOARD & SLATS
 1757/1757SV-1P EASTERN/CAL KING HEADBOARD POSTS
 1757/1757SV-3 EASTERN KING RAILS
 1757K/1757SVK-3CK CAL KING RAILS

PART LIST		
1	HEADBOARD	1PC
2	HEADBOARD POST LSF	1PC
3	HEADBOARD POST RSF	1PC
4	HEADBOARD SUPPORT BAR	1PC
5	FOOTBOARD	1PC
6	RAIL	2PCS
7	SLAT	4PCS
8	SUPPORT LEG	8PCS
9	BUN FOOT	4PCS
10	TOP CROWN OF HB	1PC

HARDWARE LIST IN -1P			
A		BOLT 5/16 "x 1-1/4"	2PCS
B		BOLT 5/16 "x 1-3/4"	10PCS
C		SPRING WASHER 5/16"	12PCS
D		FLAT WASHER 5/16"	12PCS
E		ALLEN KEY 5MM	1PC
HARDWARE LIST IN -3			
F		THREADED STUD 5/16"x 3-1/2"	8PCS
G		NYLON WASHER 5/16"	8PCS
H		HEX NUT 5/16"	8PCS
I		WRENCH 5/16"	1PC
J		SCREW #8x1-1/4"L	8PCS

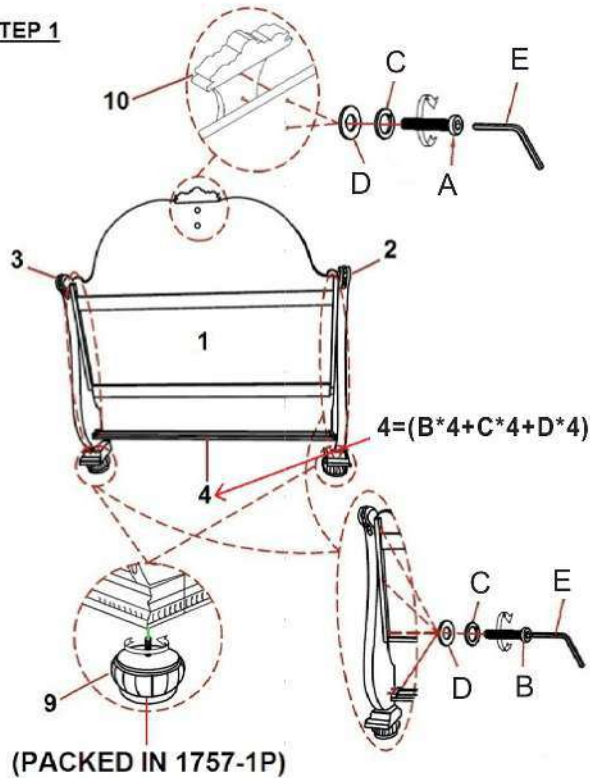




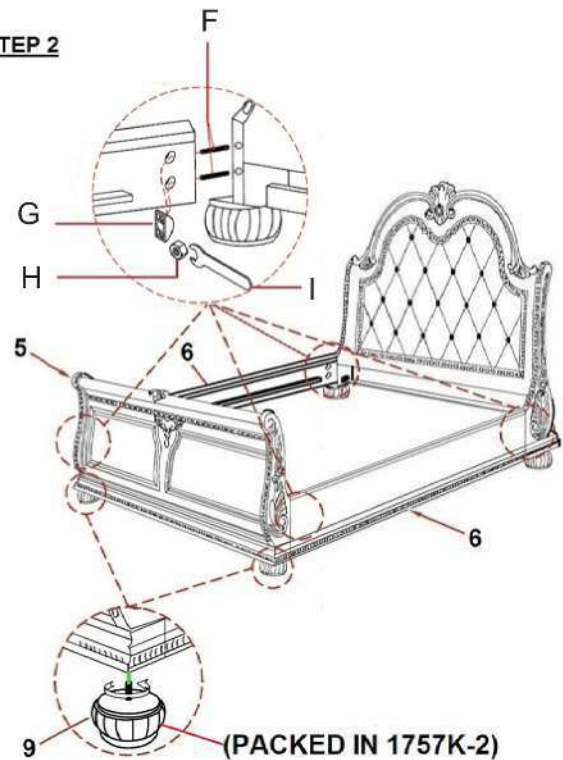
ASSEMBLY INSTRUCTION

ITEM#:1757/1757SV EASTERN/CAL BED
1757K/1757SVK-1 EASTERN/CAL KING HEADBOARD
1757K/1757SVK-2 EASTERN/CAL KING FOOTBOARD & SLATS
1757/1757SV-1P EASTERN/CAL KING HEADBOARD POSTS
1757/1757SV-3 EASTERN KING RAILS
1757K/1757SVK-3CK CAL KING RAILS

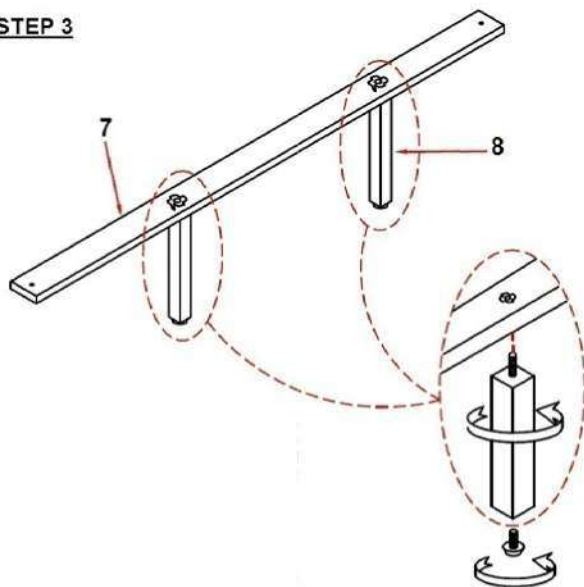
STEP 1



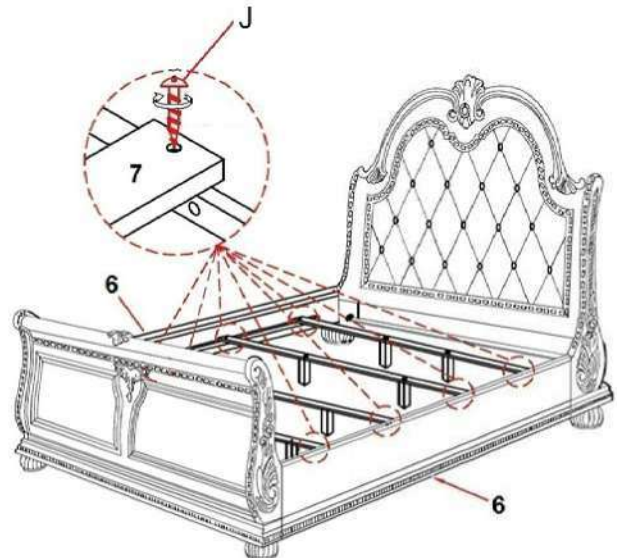
STEP 2



STEP 3



STEP 4



For item use on wooden floor, hard surfaces or carpets, it is recommended to install protective pads under all legs and support to avoid/prevent from damages/scratches and discoloration.