










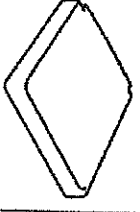


20

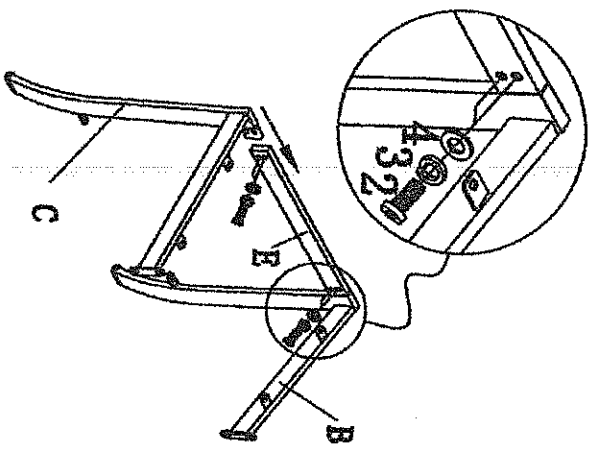
HARDWARE LIST

PART LIST

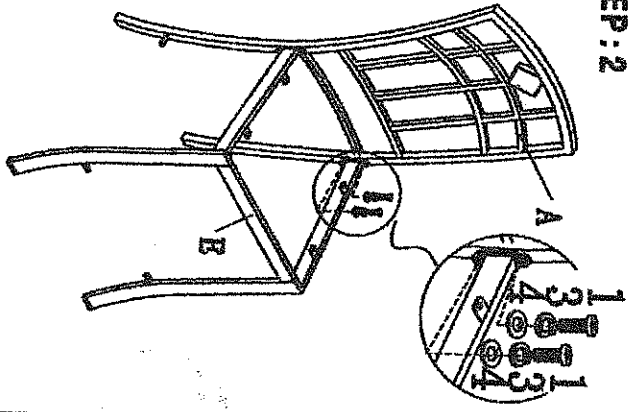
1	1/4*15	16PCS	2	1/4*12	8PCS	3	24PCS	4	24PCS	A	2PCS	B	2PCS	(L)	2PCS	C	2PCS	(R)	D	2PCS
																				
5	5*20	8PCS	6		1PC					E	2PCS	F		2PCS	G					H
																				

ASSEMBLY INSTRUCTION

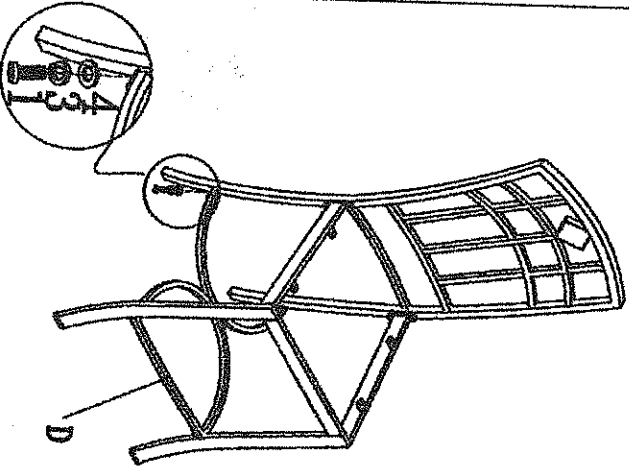
STEP:1



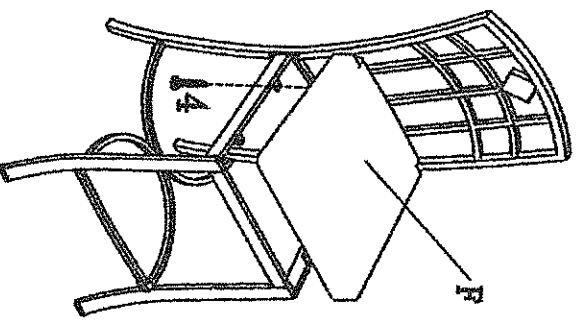
STEP:2



STEP:3



STEP:4



2PCS/CTN