



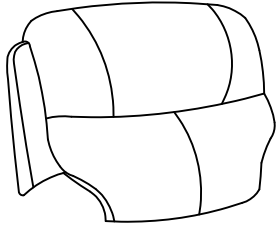
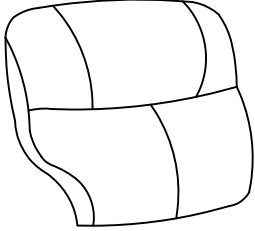
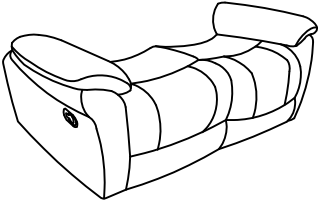
Assembly Instruction

ITEM NO.9580GY/TN-2

DOUBLE RECLINING LOVE SEAT

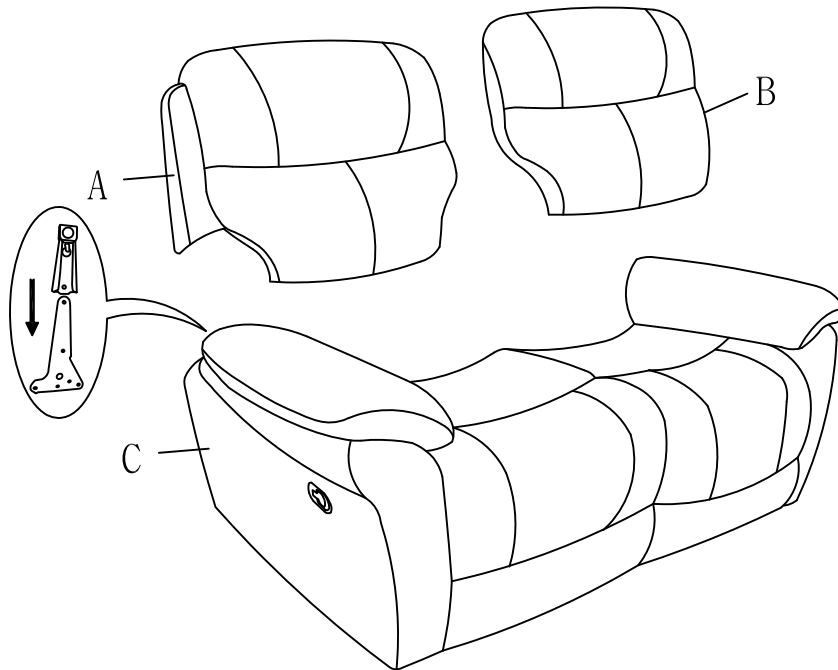
NOTE:Do not use power tools for assembly. Power tools increase the risk of over tightening which lead to splitting or cracking the wood.

COMPONENT LIST

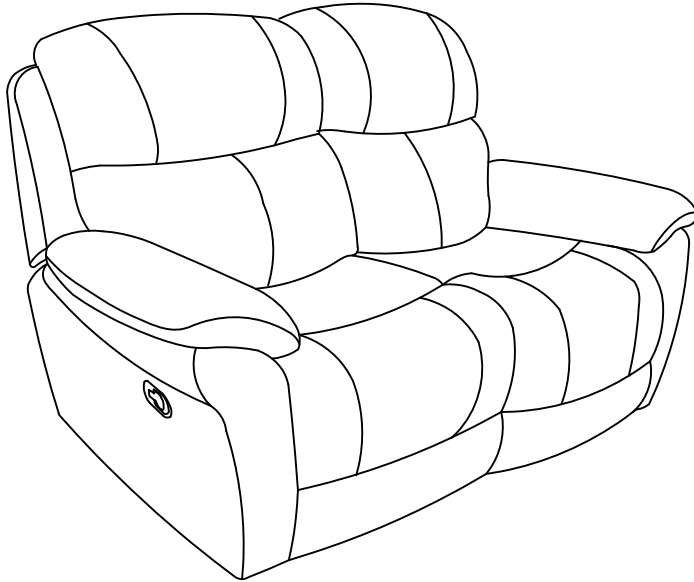
NO.	DRAWING	QTY	DESCRIPTION
A		1	LSF BACK REST
B		1	RSF BACK REST
C		1	SEAT

Please follow the drawings below to assemble the item

Step 1# Align the female metal bracket at the back onto the male metal bracket at the seat, insert back rest to the seat then push to the end and make sure it is fixed in position securely.



Step 2# Completed.



CARE INSTRUCTION FOR FABRIC

In order to maintain the original appearance of your fabric, please follow below simple care procedure:

- Avoid exposing furniture directly to sunlight or heating and air conditioning outlets. Exposure to sunlight or heating and air conditioning outlets will fade/damage fabric.
- Wipe gently with a damp soft cloth to remove dust, dirt and any grime build up.