



Assembly Instruction

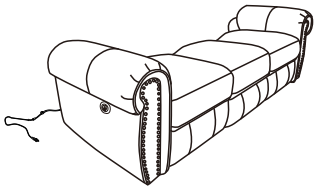
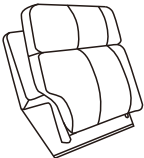

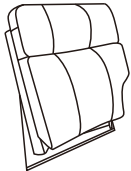
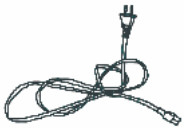
ITEM NO.: 9488BR-3PW

POWER DOUBLE RECLINING SOFA

The plug with wire stored in the bottom of the seat, please take out of assembly.

NOTE: Do not use power tools for assembly. Power tools increase the risk of over tightening which leads to splitting or cracking the wood.

COMPONENT LIST (SOFA)

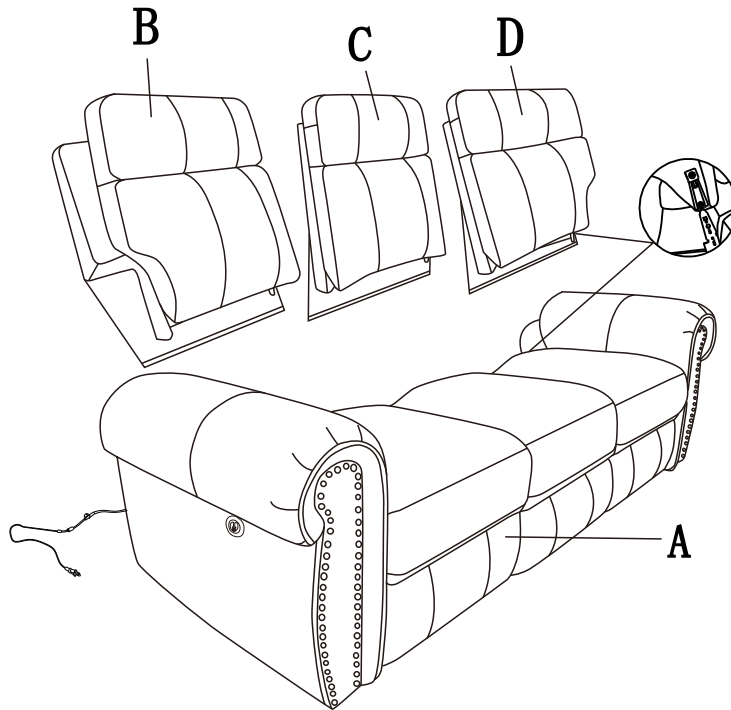
NO.	DRAWING	QTY	DESCRIPTION
A		1	SEAT
B		1	LSF BACK REST
C		1	MIDDLE BACK REST
D		1	RSF BACK REST
E		1	PLUG WITH WIRE

STEP# 1

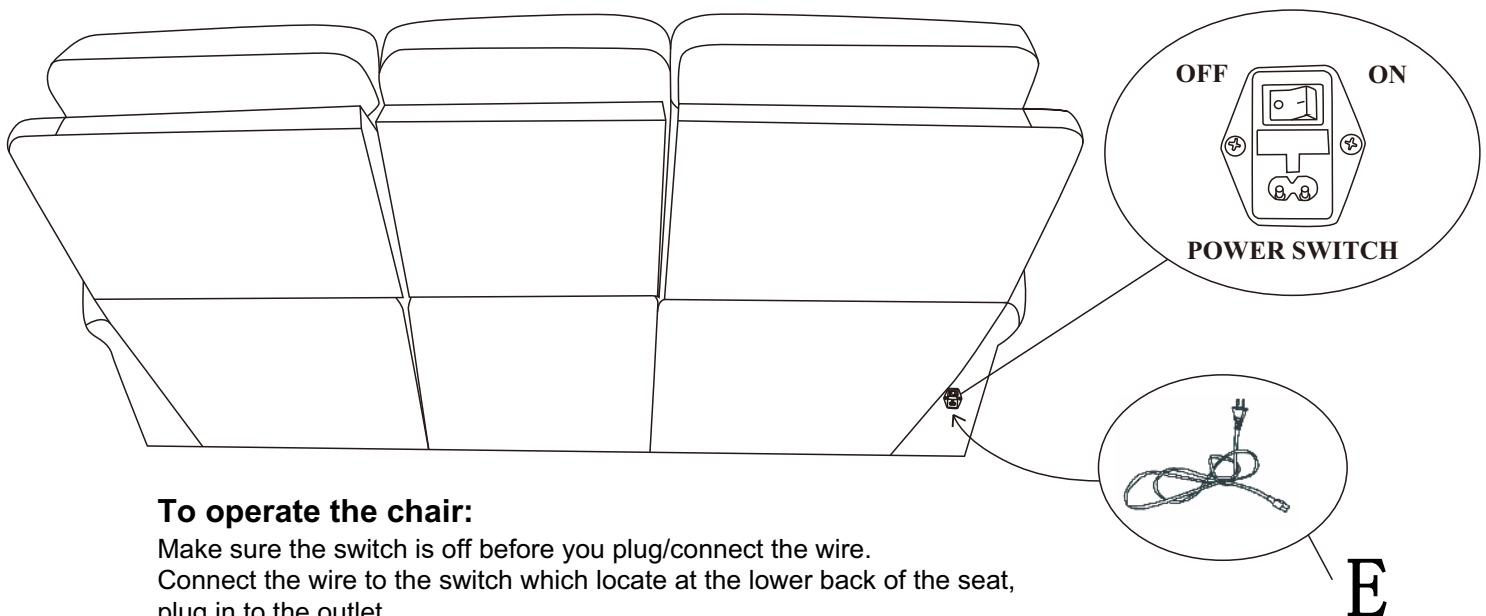
Attach LSF Back Rest(B) and RSF Back Rest(D) to the Seat (A).

STEP# 2

Attach Middle Back Rest (C) to the seat(A) .



STEP#3 Attach Plug with Wire(E) to the Power Switch



To operate the chair:

Make sure the switch is off before you plug/connect the wire.

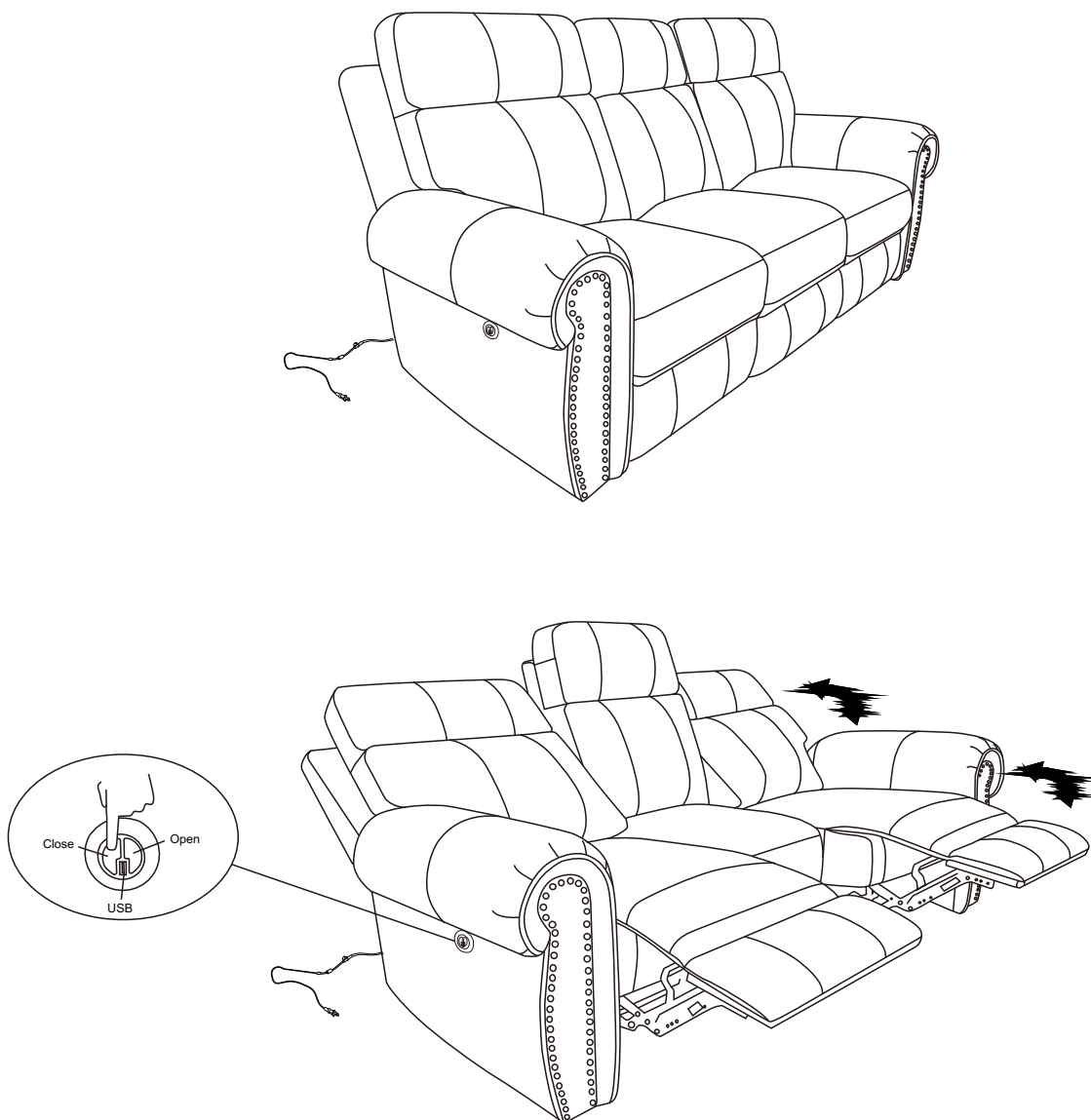
Connect the wire to the switch which locate at the lower back of the seat, plug in to the outlet.

Switch on to operate the power chair.

Please always turn off the switch and unplug it before you move or switch the chair.

Do not modify the electrical parts or use extension cord, improper usage may cause damages or injury.

STEP#4 Completed



Care Instruction for Polished Microfiber Furniture.

In order to maintain the original appearance of your Polished Microfiber furniture, please follow below simple care procedures:

- Avoid exposing furniture directly to sunlight or heating and air conditioning outlets. Sunlight and/or exposure to heating and air conditioning outlets will fade/damage polished microfiber.
- Do not place your upholstered furniture too close to windows, radiators, or vents and be sure to use window, radiators, or vents.
- Vacuum or wipe with a soft brush to remove dust.



- For items used on wooden floor, hard surfaces or carpets, it is recommended to install protective pads.
- under all legs supports to avoid/prevent from damages/scratches discoloration.

Warning

Do not allow electrical cord to be pinched between moving parts or between the frame and the floor. Do not place cord under carpet or in location where it could become worn.