



# ASSEMBLING INSTRUCTIONS

## ITEM NO: 9479SDB-3 DOUBLE RECLINING SOFA

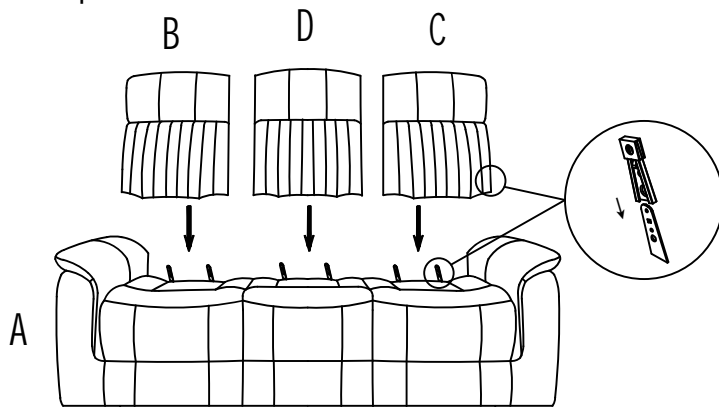
NO.	PARTS LIST	QTY	DESCRIPTION
A		1	SEAT
B		1	LSF BACK REST
C		1	RSF BACK REST

NO.	HARDWARE LIST	QTY	DESCRIPTION
D		1	MIDDLE BACK REST
E		1	LSF EAR
F		1	RSF EAR

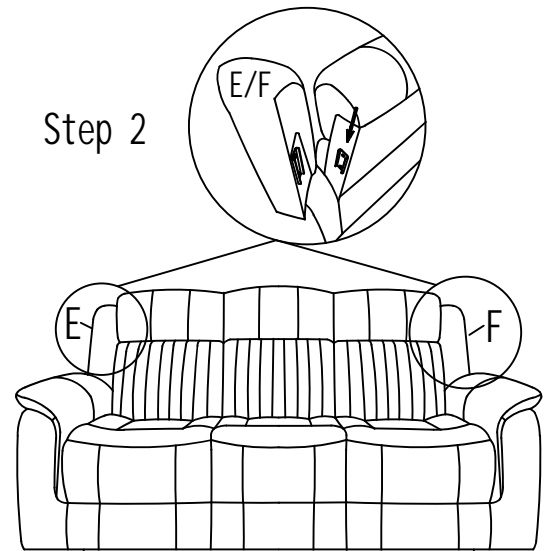
Step 1 # Align the femal metal bracket at the back onto the male metal bracket at the seat, insert back rest to the seat then push to the end and make sure it is fixed in position securely.

Step 2 # Align the metal bracket at the ear onto the male metal bracket at the back rest, push the ear down and make sune it is fixed in position securely.

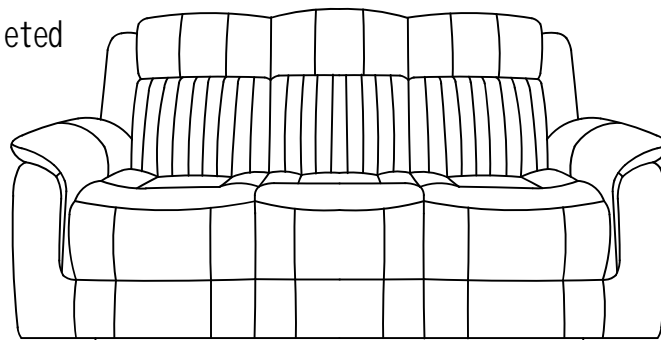
Step 1



Step 2



Step 3 # Completed



### CARE INTRUCTION POLYESTER FURNITURE

In order to maintain the original appearance of your polyester furniture, please follow below simple care procedures.

°Avoid exposing polyester furniture directly to sunlight or heating and air conditioning outlets. Exposure to sunlight or heating and air conditioning outlets will fade/damage polyester furniture.

°Wipe gently with a damp soft cloth to remove dust, dirt and any grime build up.