

CABLE MANAGEMENT GUIDELINES

! All electrical installations should be done by a qualified person in accordance with local regulation.

LIST OF ELECTRICAL ITEMS

	Description	Code
--	-------------	------

1 Infeed cable*



New York multi-circuit infeed cable

ZUS010



Multi-circuit infeed cable

ZUS011

*One infeed cable for one benching cluster.

2 Connection cable between cable trays (for clusters)



For L=47,2" desks (cable L=47")

ZUS012

For L=55,1" desks (cable L=55")

ZUS013

For L=62,9" desks (cable L=63")

ZUS014

For L=70,8" desks (cable L=71")

ZUS015

3 Single side cable tray with single sided duplex block (4 power sockets) and data* knockouts.



For L=47,2" desk

ZUS001

For L=55,1" desk

ZUS002

For L=62,9" desk

ZUS003

For L=70,8" desk

ZUS004

*Data jacks have to be ordered separately. Maximum quantity is 4 pcs. (on the one side).

4 Central cable tray with double sided duplex block (8 power sockets) and data* knockouts. Suitable for fixed bench desks.



For L=47,2" desk

ZUS005

For L=55,1" desk

ZUS006

For L=62,9" desk

ZUS007


For L=70,8" desk

ZUS008

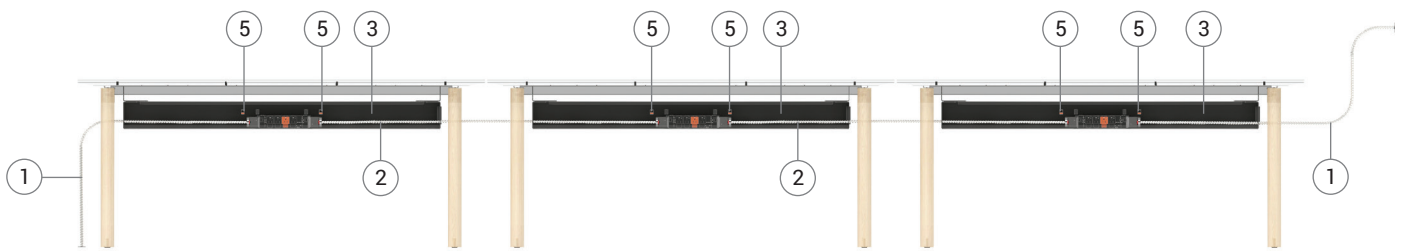
*Data jacks have to be ordered separately. Maximum quantity is 4 pcs. (on the one side).

NOVA WOOD SINGLE DESKS

2 possible ways of bringing infeed cable to the desk

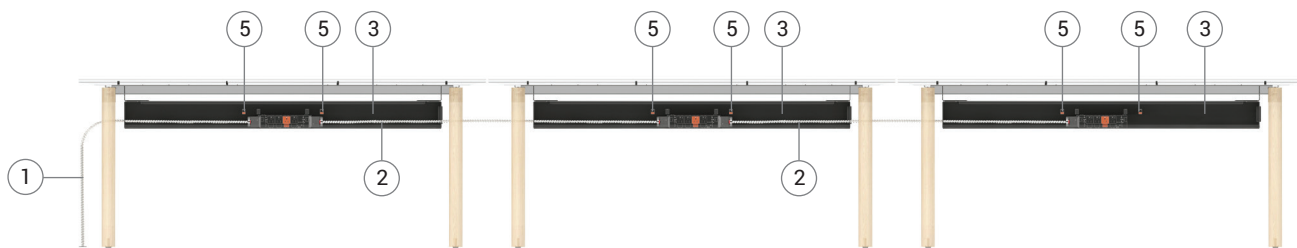


- (A) from the floor (right or left side)
- (B) from the wall or power pole (right or left side)



Electricity connection components for all 2 ways (A, B) are the same.





ORDERING EXAMPLE



Workplace: Single desk bench with 70,8" length HPL desktop (3 pcs.).

Electricity need: New York infeed; 2 pcs. of RJ45 data jack per person.

Pricelist item's selection

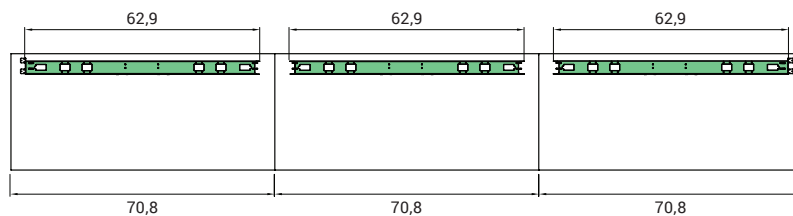
	Description	Code	Quantity
①	 New York multi-circuit infeed cable	ZUS010	1 pc.
②	 Cable L=71"	ZUS015	2 pcs.
③	 Single side cable tray for L=62,9" desk Read the following note!	ZUS003	3 pcs.
⑤	 RJ45 data jack for cable tray	ZUS009	6 pcs.

!NOTE! Ordering example for cable trays

With melamine desktops

Cable trays have to be selected by desktop length:

- L=47,2" – cable tray L=39,6"
- L=55,1" – cable tray L=47,2"
- L=62,9" – cable tray L=55,1"
- L=70,8" – cable tray L=62,9"

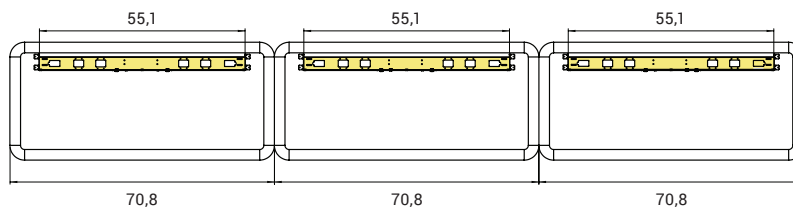


Example (70,8" desktop length – cable tray L=62,9")

With HPL desktops

Cable trays have to be selected smaller than desktop length (because of sloping edges):

- L=55,1" – cable tray L=39,6"
- L=62,9" – cable tray L=47,2"
- L=70,8" – cable tray L=55,1"



Example (70,8" desktop length – cable tray L=55,1")