

EASY sit-stand desks



FEATURES

- Equipped with two motors
- Two types of lifting columns - Linak DL15 and Linak DL16
- Telescopic frame
- Two types of feet to choose from

QUALITY STANDARD

- LST EN 527-1:2011
- LST EN 527-2:2002
- LST EN 527-3:2003
- ISO 21016:2007

TECHNICAL INFORMATION

Desktop

- 25 mm MFC (melamine) with 2 mm ABS edging;
- With or without a cut-out for grommet and wire management;
- With or without a scallop for wire management.

Desk control button types

- BA, TA, TE - up and down drive;
- MA - up and down drive and 3 memory position;
- LA - up and down drive, 2 memory positions, automatic drive on memory positions, LED reminder, integrated Bluetooth.

Adjustable telescopic frame

- L-shaped angle dimensions: 40x40x534 mm; 50x30x460 mm;
- Adjustment range - 600 mm;
- Steel stripe for adjustment - 35x4x910 mm;
- Powder coated metal, matches the colour of columns and feet.

Lifting columns

- Types: two(2) or three(3) steps columns;
- Anticollision feature (only in three(3) steps columns);
- Two motors;
- Soft start and soft stop;
- Lifting speed: up to 38 mm/ sec;
- Stroke length: DL15/ DL16 – 500/ 650 mm;
- Rectangular tube dimensions: DL15/ DL16 – 43,5x73,5, 37x67 mm/ 50x80 mm, 43,5x73,5, 37x67 mm;
- Lifting capacity: 80 kg;
- Powder coated metal, matches the colour of frame and feet.

Types of feet



Type W

- Metal sheet 700x70x30 mm with welded profile for stability;
- Plastic feet with height levelling (+10 mm);
- Powder coated metal; matches the colour of frame.



Type I

- Metal tube – 796x60x30 mm;
- Plastic feet with height levelling (+10 mm);
- Powder coated metal; matches the colour of frame.

ELECTRICAL SPECIFICATION

Electronic data power unit

- Input: 110-240 V;
- Frequency: 50/60 Hz;
- Output: 18 V;
- Power Plug: 2-pol; EU, UK, CH;
- Energy consumption: standby 0,01 W;
- Operating Cycle: 1 minute on, 9 minutes off;

MATERIALS

- Melamine: M1 (white), P (birch), T (beech), D1 (whitened oak), D2 (amber oak), U (walnut), N (grey);
- Metal: E (white), M (metallic), A (black).

Height adjustment button types



BA

TE

TA



MA

LA

Types of columns



DL15 (2)

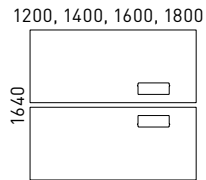

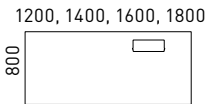
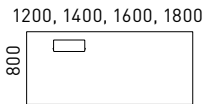
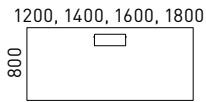



DL16 (3)

GUARANTEE

- 5 years

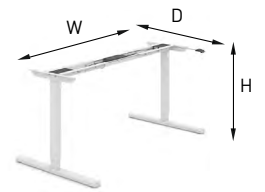
RANGE



W 1170-1770
D 700,800
H 680 -1180



W 1170-1770
D 1368
H 680 -1180



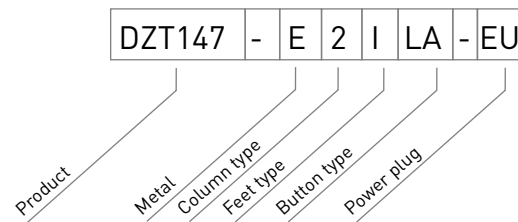
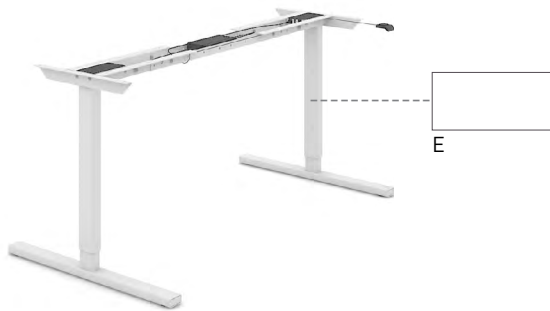
W 1170-1770
D 700,800
H 585-1235



W 1170-1770
D 1368
H 585-1235

ORDERING EXAMPLE

Code structure



Must be ordered (for desktops with cut-out)



Metal grommet:
317x119 mm, H=27 mm

Optional



Cable trays



Power socket blocks



Cable ducts



Screens



Felt-lined metal
drawer with lock



App control via Bluetooth
(iOS, Android)