


## TECHNICAL SPECIFICATION

### COLOURS

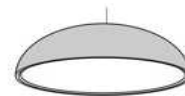
#### SUNBEAM



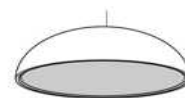
HIGH GLOSS  
WHITE



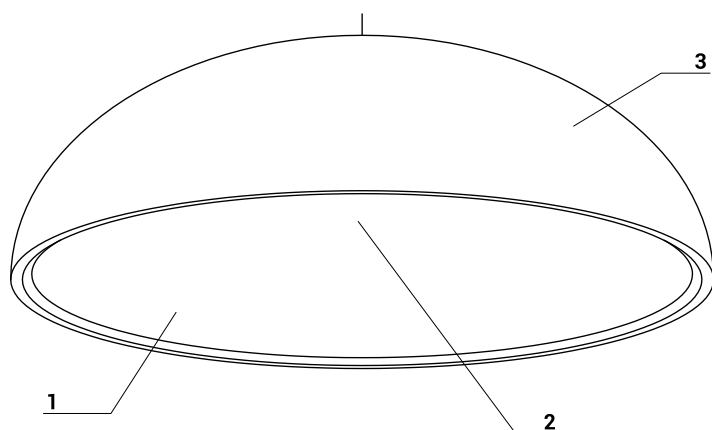
HIGH GLOSS  
BLACK



WHITE



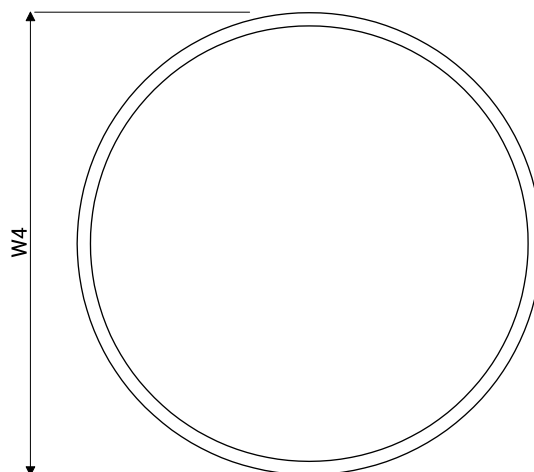
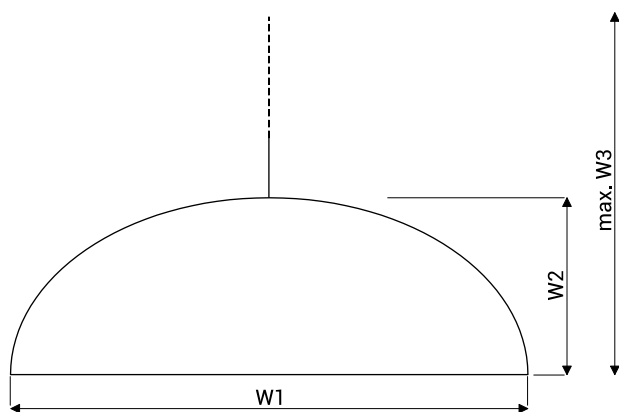
## TECHNICAL SPECIFICATION



1. **Internal material** - plexiglass, white colour
2. **Light** - Power 230V,  
Light source 1x E27 - no bulb attached
3. **External material** -polyester,  
colour: white or black




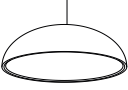
ATTENTION - Installation by licenced electrician recommended.

## DIMENSIONS




W1 - 1440mm | W2 - 410mm | W3 - 1900mm | W4 - 1440mm


# SUNBEAM LAMP

PRODUCT ILLUSTRATION	DIMENSIONS [mm]			INDEX SYMBOL						COMMENTS
	WIDTH	DEPTH	HEIGHT			kg	m3	pcs		
<b>LAMP</b>										
	1440	1440	410	<b>SNL16</b>		12.0	0.850	1		

DESCRIPTION

 - NET WEIGHT

 VOLUME

 NUMBER OF PACKAGES