

TECHNICAL SPECIFICATION

COLOURS

MFC ELEMENTS



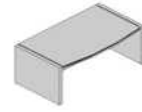
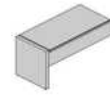
31 CANADIAN OAK



34 CHESTNUT



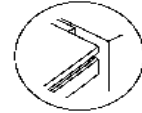
106 LOWLAND NUT



THICKENER



154 ANTHRACITE



COLUMN COLOUR



M115 BLACK
SEMI-MATTE



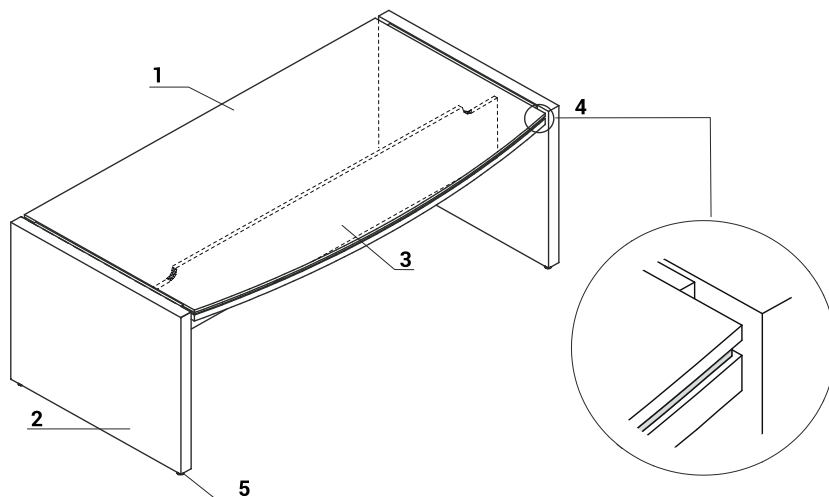
M009 ALUMINUM
SEMI-MATTE



M015 WHITE
SEMI-MATTE



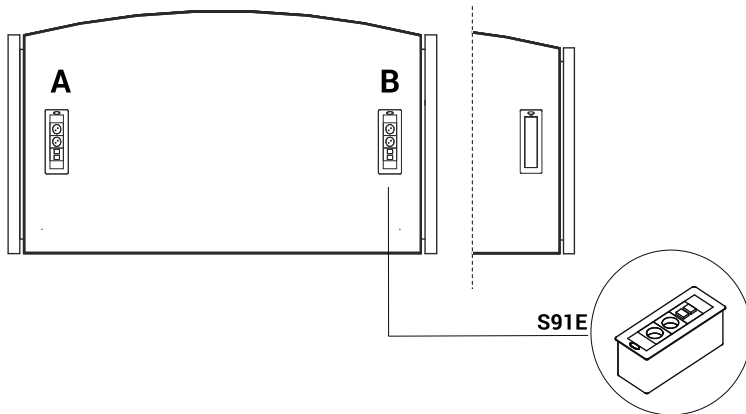
DESKS



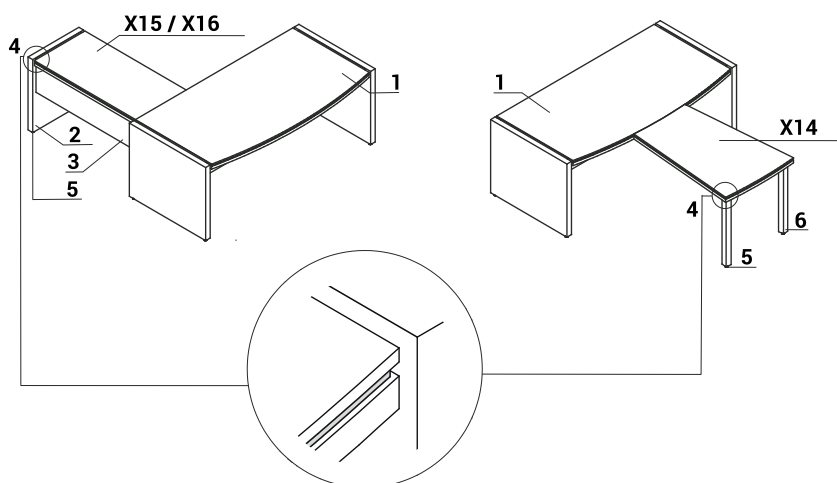
1. **Worktop** - MFC 52mm(12+12+28mm), PVC edge
2. **Base** - MFC 52mm, PVC edge
3. **Modesty panel** - MFC 18mm, PVC edge
4. **Thickening element** - MFC 12mm,
clour 154 - anthracite
5. **Leveling** - 10mm range

TECHNICAL SPECIFICATION
POSSIBLE MEDIAPORT LOCATION

Mediaport S91E - location A, B (1pc)
Mediaport S91E - 2x 230V, 2x RJ45



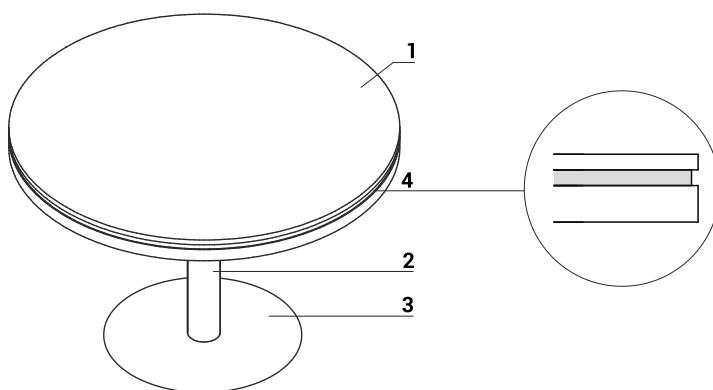
DESK EXTENSTIONS



1. **Worktop** - MFC 52mm(12+12+28mm), PVC edge
2. **Base** - MFC 52mm, PVC edge
3. **Modesty panel** - MFC 18mm, PVC edge
4. **Thickening element** - MFC 12mm, clour 154 - anthracite
5. **Leveling** - 5mm range
6. **Base** - MFC 61x61mm, PVC edge

ATTENTION - X14 front extension, X15 right extension, X16 left extension

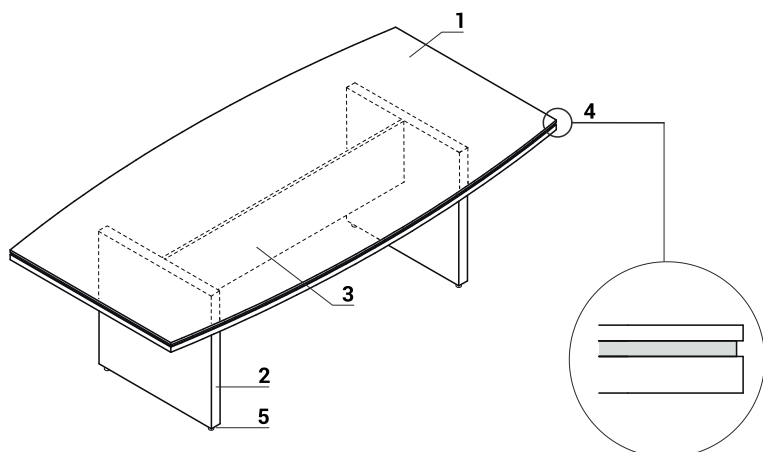
DISC BASE MEETING TABLES



1. **Worktop** - MFC 52mm(12+12+28mm), PVC edge
2. **Column** - powder coated steel
3. **Disc** - stainless steel
4. **Thickening element** - MFC 12mm, clour 154 - anthracite

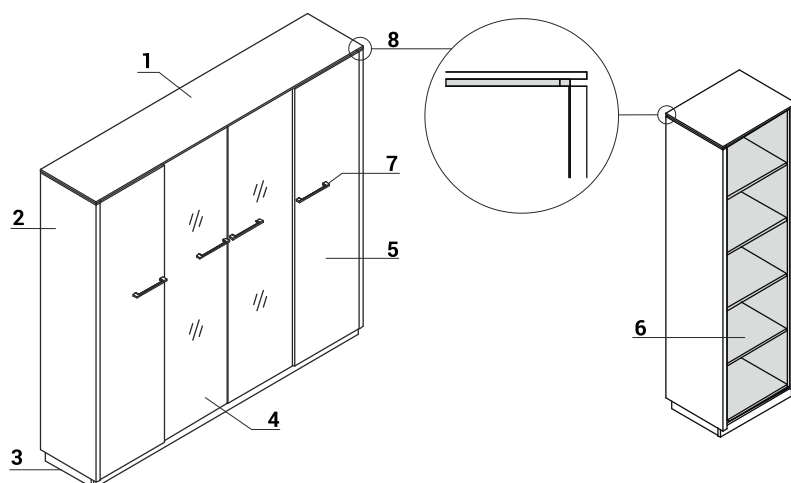
TECHNICAL SPECIFICATION

MFC BASE MEETING TABLES



- 1. **Worktop** - MFC 52mm(12+12+28mm), PVC edge
- 2. **Base** - MFC 52mm, PVC edge
- 3. **Modesty panel** - MFC 18mm, PVC edge
- 4. **Thickening element** - MFC 12mm, clour 154 - anthracite
- 5. **Leveling** - 5mm range

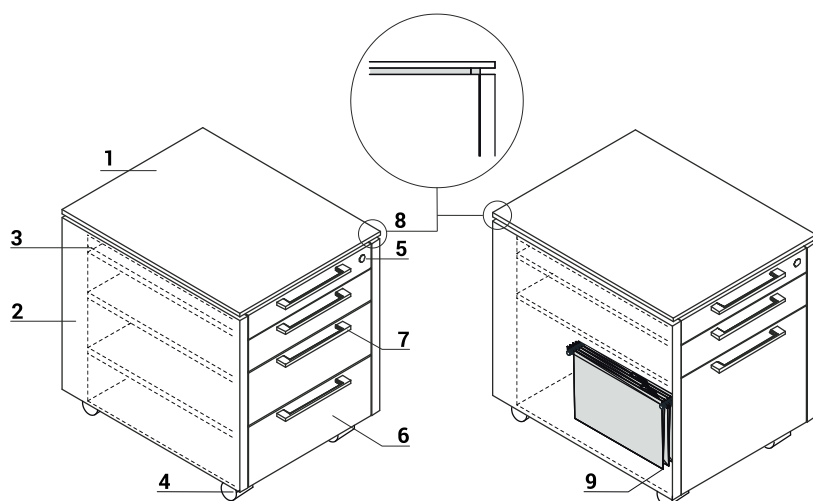
STORAGES



- 1. **Top** - MFC 12mm, PVC edge
- 2. **Side panels** - MFC 28mm, PVC edge
- 3. **Base** - MFC 18mm, PVC edge
- 4. **Glass front** - transparent tempered glass 5mm
- 5. **Front** - MFC 18 mm, PVC edges, plain hinge 110°
- 6. **Body** - MFC 18mm, colour 154 - anthracite
- 7. **Aluminium handle**
- 8. **Thickening element** - colour 154 - anthracite

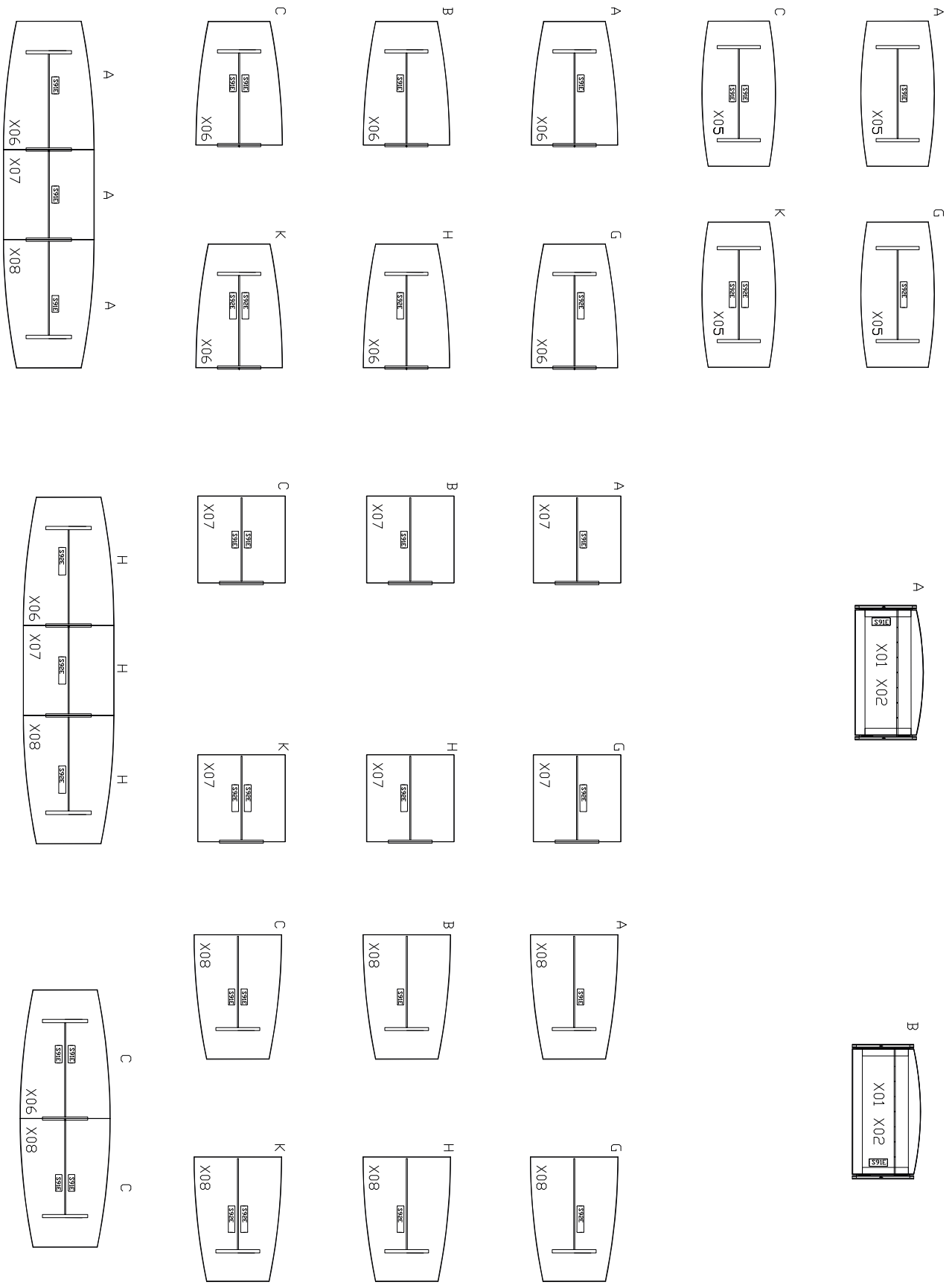
ATTENTION - Storages without lock; Possibility of adding espagnolette lock only for MFC doors - extra charge (40€). Each door (L/R) needs separate lock. To order add letter „Z” at the end of product index.

MOBILE PEDESTALS






- 1. **Top** - MFC 12mm, PVC edge
- 2. **Side panels** - MFC 28mm, PVC edge
- 3. **Separate pencil drawer**
- 4. **Castors** - Ø50mm, two with brakes
- 5. **Central lock** - foldable key
- 6. **Front** - MFC 18mm,PVC edge
- 7. **Aluminium handle**
- 8. **Thickening element** - colour 154 - anthracite
- 9. **Suspension files drawer** - ball runners, max load 30kg, 100% extraction

POSSIBLE MEDIAPORT LOCATION




TO ORDER PRODUCT WITH MEDIABOX, AT THE END OF THE SYMBOL SHOULD BE ADDED A LETTER (A,B,...) WHICH IS CORRESPONDING TO THE SELECTED CONFIGURATION (EX. X01A)

PRODUCT ILLUSTRATION	DIMENSIONS [mm]			INDEX SYMBOL						COMMENTS
	WIDTH	DEPTH	HEIGHT			kg	m3	pcs		



DESKS

	2000	1000 900	760	X01		86.0	0.250	2		media port location A,B,C,G,H,K
	1700	970 900	760	X02		78.4	0.226	2		media port location A,B,C,G,H,K




DESK EXTENSIONS

	800 600	1200	760	X14		34.3	0.076	2		front extension, meeting table
	600	1270	760	X15		36.9	0.114	1		right side extension
	600	1270	760	X16		37.1	0.114	1		left side extension

PEDESTALS

	452	606	598	XKD12		35.4	0.183	1		file drawer
	452	606	598	XKD13		55.0	0.183	1		


ADDITIONAL CHARGE




FEATURE	PRODUCT													COMMENTS
							XKD12	XKD13				kg	m3	
SELF CLOSING SYSTEM											1.0	0.0010	1	
BALL RUNNERS											1.0	0.0010	1	

DESCRIPTION




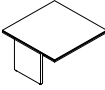
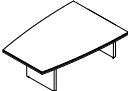
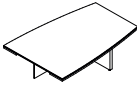
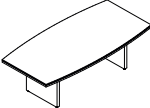
 - NET WEIGHT

 VOLUME

 NUMBER OF PACKAGES

PRODUCT ILLUSTRATION	DIMENSIONS [mm]			INDEX SYMBOL						COMMENTS
	WIDTH	DEPTH	HEIGHT			kg	m3	pcs		


MEETING TABLES




	800	800	550	X19		36.7	0.072	1		
	800	800	760	X22		46.0	0.112	1		
	1200	1200	756	X120		60.0	0.165	3		column ø100mm, disc ø620mm
	1400	1400	760	X07		89.6	0.182	2		middle element of conference table, media port location A,B,G,H (1pcs) or C,K (2pcs)
	2000	1400 1000	760	X06		113.7	0.277	2		beginning element for conference table, media port location A,B,G,H (1pcs) or C,K (2pcs)
	2000	1400 1000	760	X08		100.1	0.246	2		end element of conference table, media port location A,B,G,H (1pcs) or C,K (2pcs)
	2400	1200 1000	760	X05		116.0	0.280	2		media port location A,G(1pcs.) or C,K(2pcs)

DESCRIPTION









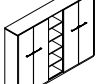
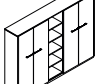
 - NET WEIGHT

 VOLUME

 NUMBER OF PACKAGES

PRODUCT ILLUSTRATION	DIMENSIONS [mm]			INDEX SYMBOL						COMMENTS
	WIDTH	DEPTH	HEIGHT			kg	m3	pcs		


50H STORAGE




	544	421	1871	X56		89.8	0.208	3		left door
	544	421	1871	X57		89.8	0.208	3		right door
	544	421	1871	X59		79.3	0.185	3		
	1032	421	1871	X51		138.3	0.312	4		
	1032	421	1871	X52		128.0	0.294	4		wardrobe/storage cabinet with slide out hanger
	1032	421	1871	X55		189.9	0.329	4		transparent, tempered glass doors
	1520	421	1871	X5679		195.9	0.445	5		
	2008	421	1871	X5567		307.3	0.594	6		transparent, tempered glass doors
	2496	421	1871	X5119		294.6	0.663	7		
	2496	421	1871	X5129		284.3	0.645	7		wardrobe part with slide out hanger

DESCRIPTION









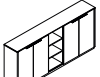
 - NET WEIGHT

 VOLUME

 NUMBER OF PACKAGES

PRODUCT ILLUSTRATION	DIMENSIONS [mm]			INDEX SYMBOL						COMMENTS
	WIDTH	DEPTH	HEIGHT			kg	m3	pcs		


3OH STORAGES




	544	421	1167	X37		60.2	0.131	3		right door
	544	421	1167	X36		60.2	0.131	3		left door
	544	421	1167	X39		53.9	0.123	3		
	1032	421	1167	X31		92.8	0.209	3		
	1032	421	1167	X35		95.8	0.238	4		transparent, tempered glass doors
	2008	421	1167	X311		166.5	0.380	4		
	1520	421	1167	X3679		132.7	0.285	5		
	2008	421	1167	X3567		175.4	0.406	6		transparent, tempered glass doors
	2496	421	1167	X3119		199.6	0.453	5		

DESCRIPTION





 - NET WEIGHT

 VOLUME

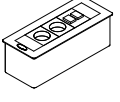
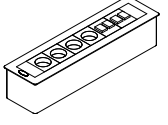
 NUMBER OF PACKAGES

PRODUCT ILLUSTRATION	DIMENSIONS [mm]			INDEX SYMBOL						COMMENTS
	WIDTH	DEPTH	HEIGHT			kg	m3	pcs		

20H STORAGES

	544	421	820	X26		44.2	0.115	3		left door
	544	421	820	X27		44.2	0.115	3		right door
	1032	421	820	X21		68.1	0.161	3		
	2008	421	820	X2167		127.9	0.327	5		


ACCESSORIES

	267	110	93	S91E		1.0	0.010	1		2 x 230V- 2 x RJ45
	426	110	93	S92E		1.0	0.014	1		4 x 230V - 4 x RJ45

DESCRIPTION

 - NET WEIGHT

 VOLUME

 NUMBER OF PACKAGES