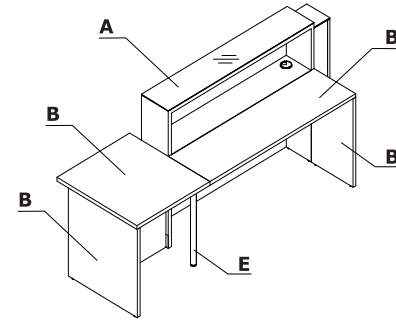
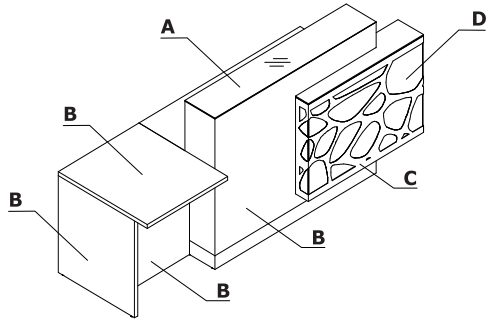


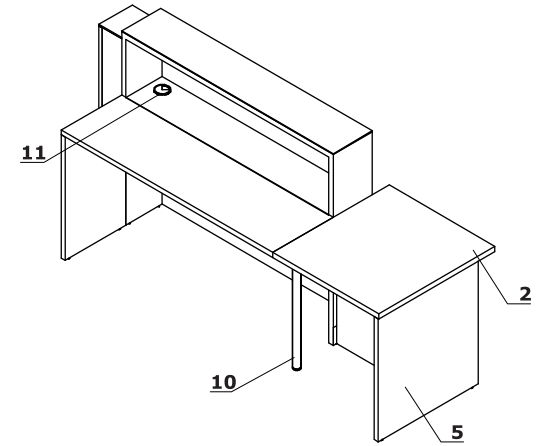
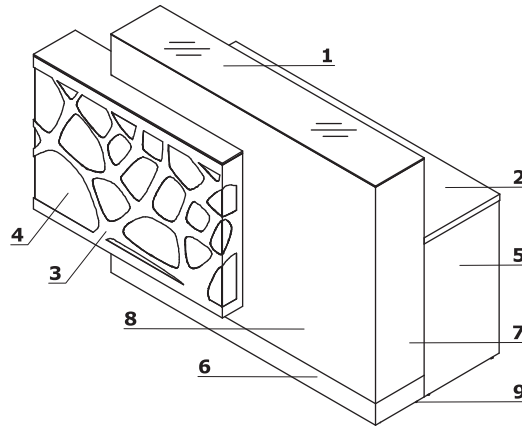
Colour combination - Organic



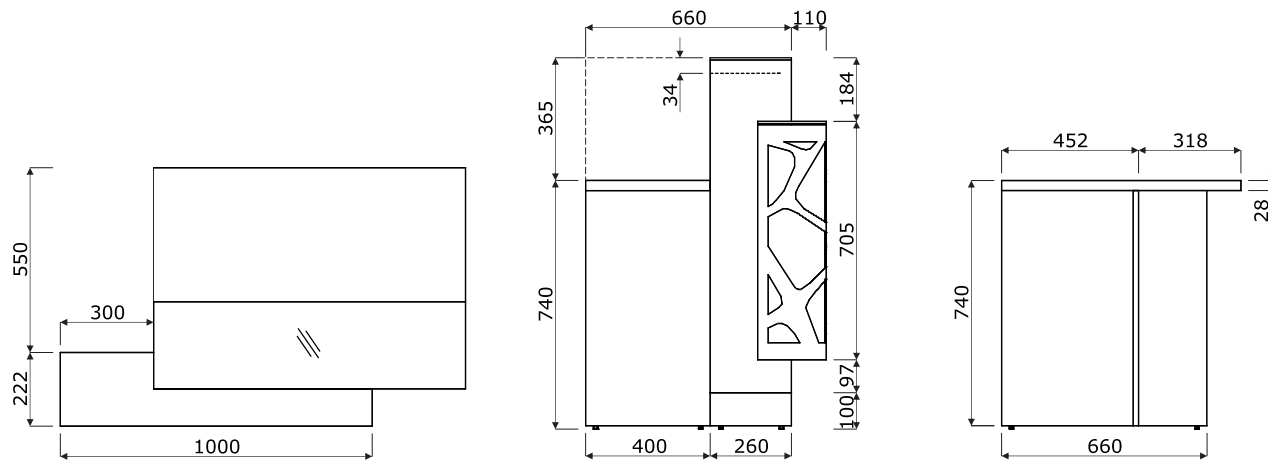
Material	Colour	All elements																
		A - Upper top	B - Body	C - Front - metal	D - Front - plexiglass	E - Supporting leg												
	117 - glass white - RAL 9003	✓																
	MFC - 67 - white pastel		✓															
	Metal - M015 - white semi-mat			✓		✓												
	Plexiglas - white				✓													

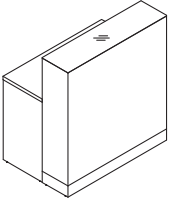
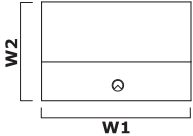
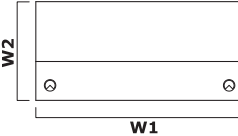
Technical specification

- 1 Glass top** - glass LACOBEL 4 mm
- 2 Worktop** - MFC 28 mm, ABS edge
- 3 Front** - powder coated steel and plexiglas
- 4 Light source** - RGBW LED, remote control
- 5 Low side panel** - MFC 28 mm, ABS edge
- 6 Kick plate** - HPL - brushed aluminium
- 7 Body** - MFC 18 mm, coated with HPL mat
- 8 Front** - MFC 28 mm + HPL - mat 0,8 mm, ABS edge
- 9 Leveling** - 5 mm range
- 10 Supporting leg NE41** - required for connecting the tops
- 11 Cable grommets** - Ø80 mm



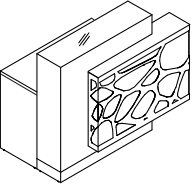
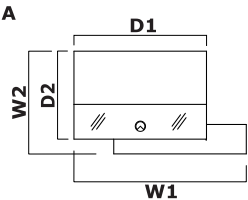
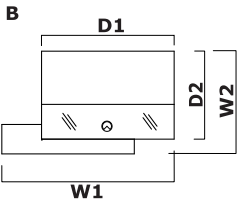
Dimensions (mm)



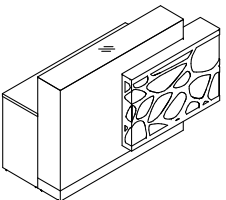
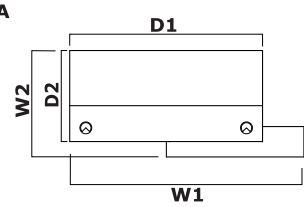
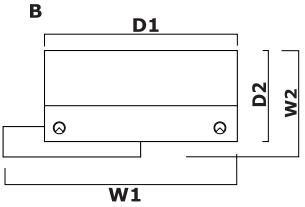
Symbol		Dimensions					kg m3 pcs	Composition elements
		W1	W2	D1	D2	H		
LOG10G		1000	660			1105	50 kg 0.582 m3 2 pcs	LOG10B+LOG10K
LOG14G		1400	660			1105	67 kg 0.815 m3 2 pcs	LOG14B+LOG14K

Extra charge						

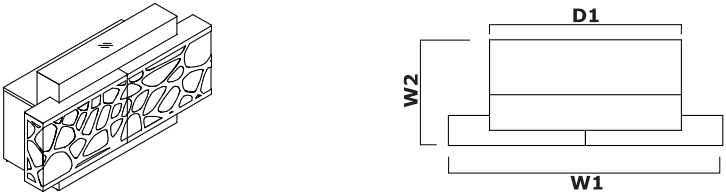
Symbol		Dimensions					kg m3 pcs	Composition elements
A	B	W1	W2	D1	D2	H		
LOG11LG	LOG11PG	1300	770	1000	660	1105	75.5 kg 0.74 m3 4 pcs	A - LOG10B+LOG10K+LOG01L B - LOG10B+LOG10K+LOG01P

Extra charge						

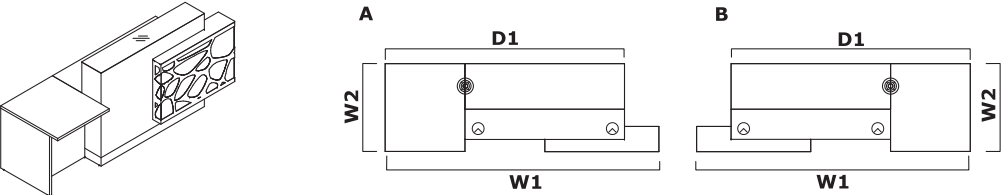
Symbol		Dimensions					kg m3 pcs	Composition elements
A	B	W1	W2	D1	D2	H		
LOG12LG	LOG12PG	1700	770	1400	660	1105	92.5 kg 0.973 m3 4 pcs	A - LOG14B+LOG14K+LOG01L B - LOG14B+LOG14K+LOG01P

Extra charge						



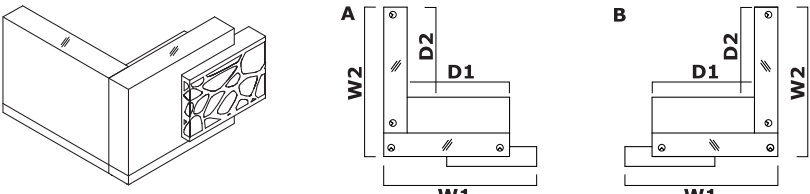
Symbol		Dimensions					kg m3 pcs	Composition elements
		W1	W2	D1	D2	H		
LOG13G		2000	770	1400	0	1105	118 kg 1.132 m3 6 pcs	LOG14B+LOG14K+LOG01L+LOG01P

Extra charge					



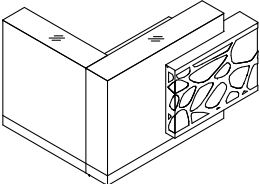
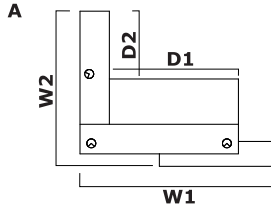
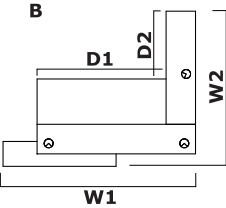
Symbol		Dimensions					kg m3 pcs	Composition elements
A	B	W1	W2	D1	D2	H		
LOG14PLG	LOG14PPG	2400	770	2100	0	1105	106 kg 1.007 m3 6 pcs	A - LOG01L+LOG14K+LOG14B+LOG07+NE41L B - LOG07+LOG14B+LOG14K+LOG01P+NE41L

Extra charge					



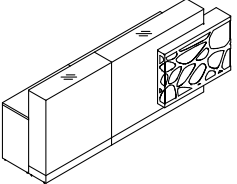
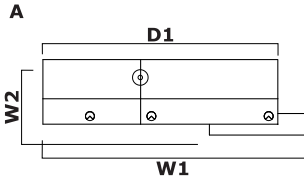
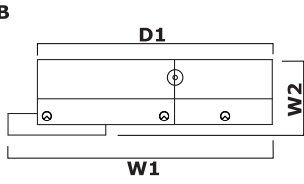
Symbol		Dimensions					kg m3 pcs	Composition elements
A	B	W1	W2	D1	D2	H		
LOG16LG	LOG14PPG	1700	1770	1140	1000	1105	134.5 kg 1.297 m3 5 pcs	A - LOG01L+2xLOG14K+LOG11B B - LOG07+LOG14B+LOG14K+LOG01P+NE41L

Extra charge					

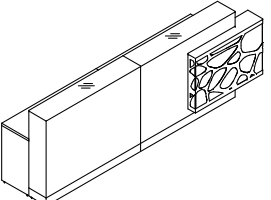
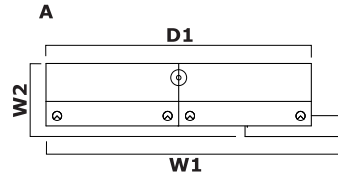
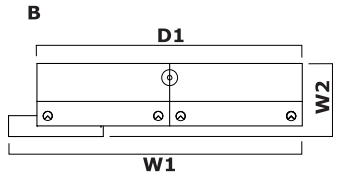
Symbol			Dimensions					kg m3 pcs	Composition elements
A	B		W1	W2	D1	D2	H		
LOG18LG	LOG18PG		1700	1370	1140	600	1105	122.5 kg 1.182 m3 5 pcs	A - LOG01L+LOG14K+LOG11B+LOG10K B - LOG10K+LOG11B+LOG14K+LOG01P

Extra charge					

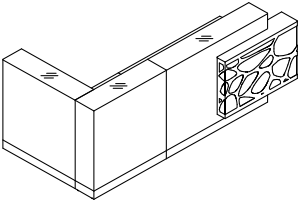
Symbol			Dimensions					kg m3 pcs	Composition elements
A	B		W1	W2	D1	D2	H		
LOG19LG	LOG19PG		2700	770	2400	0	1105	144 kg 1.557 m3 7 pcs	A - LOG01L+LOG14K+LOG10K+LOG14B+LOG10B+NE41L B - LOG10B+LOG14B+LOG10K+LOG14K+LOG01P+NE41L

Extra charge					

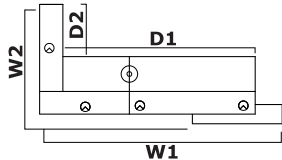




Symbol			Dimensions					kg m3 pcs	Composition elements
A	B		W1	W2	D1	D2	H		
LOG20LG	LOG20PG		3100	770	2800	0	1105	161 kg 1.79 m3 7 pcs	A - LOG01L+2xLOG14K+2xLOG14B +NE41L B - 2xLOG14B+2xLOG14K+LOG01P +NE41L

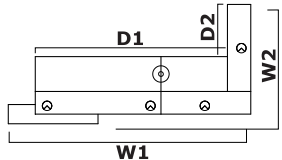
Extra charge					



A

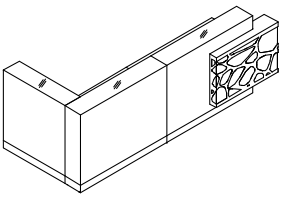


B

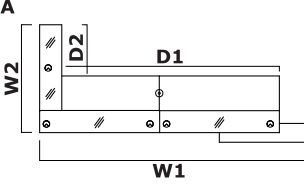


Symbol		Dimensions	kg m3 pcs	Composition elements				
A	B				W1	W2	D1	D2
LOG21LG	LOG21PG	2700	1370	2140	600	1105	175 kg 1.555 m3 8 pcs	A - LOG01L+LOG14K+2xLOG10K +LOG14B+LOG08B+NE41L B - 2xLOG10K+LOG08B+LOG14B +LOG14K+LOG01P+NE41L

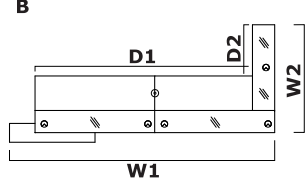
Extra charge					



A

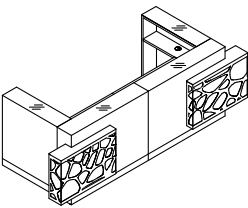


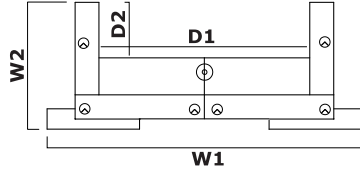
B



Symbol		Dimensions	kg m3 pcs	Composition elements				
A	B				W1	W2	D1	D2
LOG22LG	LOG22PG	3100	1370	2540	600	1105	191 kg 1.999 m3 8 pcs	A - LOG01L+2xLOG14K+LOG14B +LOG11B+LOG10K+NE41L B - LOG10K+LOG11B+LOG14B +2xLOG14K+LOG01P+NE41L

Extra charge					





Symbol		Dimensions	kg m3 pcs	Composition elements				
					W1	W2	D1	D2
LOG23G		3400	1370	2280	600	1105	246.5 kg 2.366 m3 11 pcs	2xLOG10K+2xLOG11B+2xLOG14K+LOG01L+LOG01P+NE41L

Extra charge					

Symbol		Dimensions					kg m3 pcs	Composition elements
		W1	W2	D1	D2	H		
LOG24G		4100	1370	2280	600	1105	260 kg 2.401 m3 13 pcs	2xLOG10K+2xLOG14K+2xLOG11B+LOG07+LOG01L+LOG01P+2xNE41L

Extra charge						

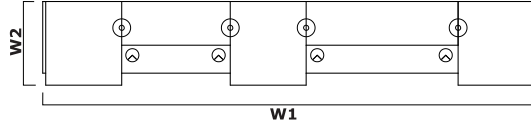
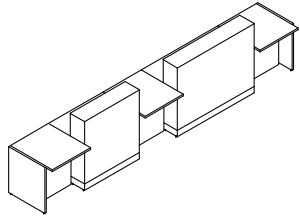
Symbol		Dimensions					kg m3 pcs	Composition elements
		W1	W2	D1	D2	H		
LOG15		1400	1660	2280	600	1105	109 kg 1.138 m3 3 pcs	2xLOG14K+LOG11B

Extra charge						

Symbol		Dimensions					kg m3 pcs	Composition elements
		W1	W2	D1	D2	H		
LOG17		1400	1260	2280	600	1105	97 kg 1.024 m3 3 pcs	LOG11B+LOG14K+LOG10K

Extra charge						

Symbol		Dimensions					kg m3 pcs	Composition elements
		W1	W2	D1	D2	H		
LOG25		4556	770	2280	600	1105	159 kg 1.501 m3 11 pcs	3xLOG07+LOG14B+LOG14K +LOG10B+LOG10K+4xNE41L



Extra charge						

