

Ogi Drive technical specification



.mdd

MDD has a leading position among manufacturers of office furniture with many awards that prove quality and continuously increase demand for its products.

The realities of today's market require constant quality improvement at all levels of modern organization. This applies in particular to customer service, marketing, quality of products and also to quality of processes within the company.

Partnership relations among employees and with business partners form a base of economic growth and success of the company.

Constant investments in innovative machinery park, optimization of management systems and an expansion of production halls allow to minimize the lead times for the product of the highest quality.

More than twenty years of experience in office furniture industry come with reference from a long list of companies and institutions to show their appreciation for an efficient and comprehensive service.

MDD is highly aware of the environment.

Being located in the forest region with lake by its side, MDD takes the nature seriously and invests constantly in a modern and energy-efficient solutions to preserve the local life. Company puts emphasis on waste segregation and recycling. MDD has been awarded for the exceptional care and involvement in waste disposal. All materials used are environmentally friendly and enjoy a high 95 % rate of being recycled.



General informations:

Warranty:

MDD products – **5 years.**

Electrical components and fabric – **2 years.**

Certificate - MFC:



Assembly:

product delivered in separate elements

Packing:

cardboard

Compliant with standards:

DIN EN 13849-1:2007, Performance Level B;

RoSH 2011/65/UE;

LVD; EU Directive 2006/95/EC;

EMC according to EU Directive 2004/108/EC;

PN-EN 55014-1:2017-06;

PN-EN 55014-2:2015-06;

PN-EN 60204-1:2010P;

PN-EN 61000-1-2:2016-11;

PN-EN 61000-6-3:2008/A1:2012;

PN-EN 60335-1:2012;

PN-EN-ISO-12100_2012P

Boards density:

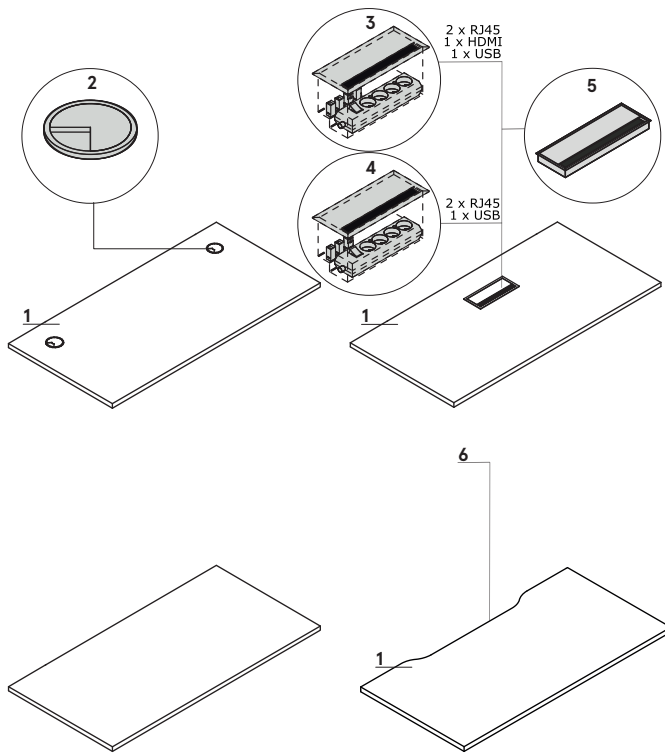
12 mm – 690 – 750 kg/m³

18 mm – 650 – 690 kg/m³

28 mm – 610 – 630 kg/m³

36 mm – 610 – 630 kg/m³

Ogi desk worktops



1. Worktop - MFC 28 mm, ABS edge

OPTIONS WITH EXTRA CHARGE:

2. Grommet - 2 pcs, Ø 80 mm

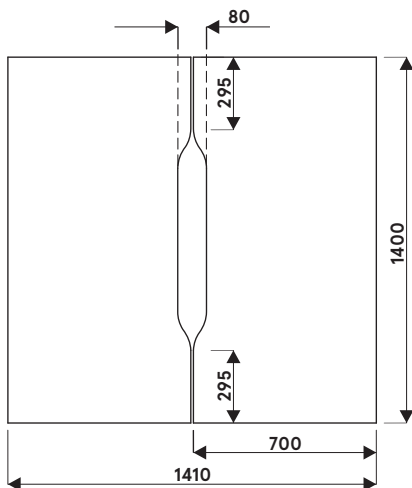
3. Mediabox M04H - 2xRJ45 (class E, cat. 6); +1 x USB + 1 x HDMI + 4x 230V, colour: M009 - aluminium semi-matt

4. Mediabox M04 - 2xRJ45 (class E, cat. 6); +1 x USB + 4x 230V, colour: M009 - aluminium semi-matt

5. Top access M05 - colour: M009 - aluminium semi-matt

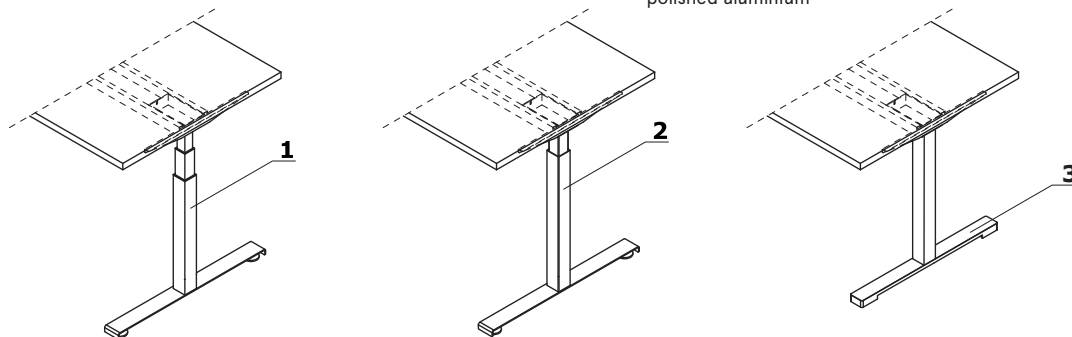
6. Cable way - in bench type desks, the width of the opening is proportional to the width of the worktop

Dimensions of the worktop with scallops (mm)

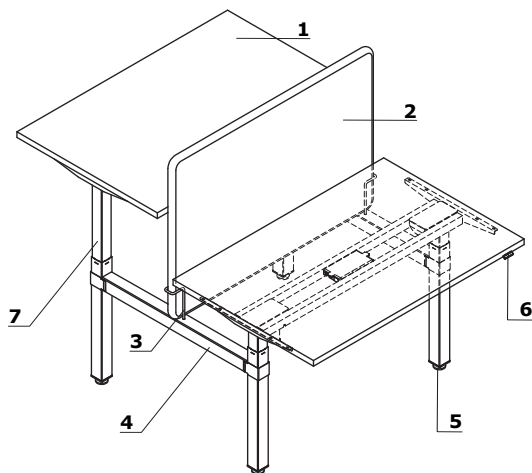


Frame

1. **Ogi Drive with electric height adjustment** - in the range of 650-1300 mm, metal, powder coated, 3 profiles 50 × 50 mm, 55 × 55 mm and 60 × 60 mm
2. **Ogi Drive with electric height adjustment** - in the range of 700-1200 mm, metal, powder coated, 2 profiles 55 × 55 mm and 60 × 60 mm
3. **OPTION WITH EXTRA CHARGE - Yan T foot:**
 - aluminium powder coated
 - polished aluminium



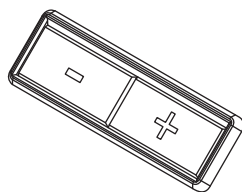
Electric height adjustable frame - Ogi Drive



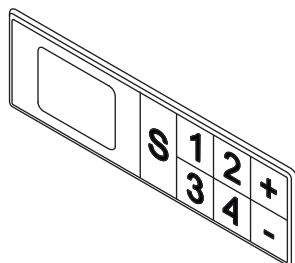
1. **Worktop** - MFC 28 mm, ABS edge
2. **ZD Panel** - acoustic class A, zip fastener, pinable
3. **Fixing element** - powder coated metal
4. **Metal element for legs connecting**
5. **Leveling feet** - range 5 mm
6. **Control panel** - stepless height adjustment:
 - A - basic control panel; the sensitivity of the anti-collision system is set to Medium
 - B - OPTION WITH EXTRA CHARGE - up and down keypad with memory; the ability to change the sensitivity of the anti-collision system within 3 levels: Low, Medium, High
 - C - OPTION FOR AN ADDITIONAL COST - bluetooth module:
 - * compatible with both panel A and B
 - * the ability to change the sensitivity of the anti-collision system within 3 levels: Low, Medium, High
 - * control via MDD Desk BT application (downloadable from Google Play or App Store). The app has a time interval function that informs the user about the need of changing body position (from sitting to standing or standing to sitting)
7. **Electric height adjustable frame** - powder coated steel, load 100 kg, telescopic leg

ATTENTION - distance between bench worktops 90 mm

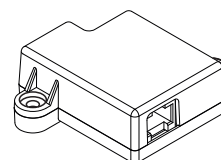
A



B



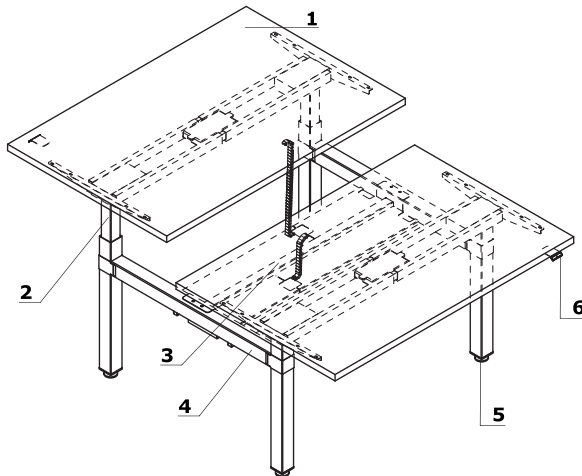
C



Frame technical specification

- **Height adjustment** - 40 mm/sec Super Soft Start - Stop
- **Drive** - 2 synchronised motors with microprocessor, work control sensor
- **Noise level** - < 48dB
- **Anti collision mechanism**
- **Standards** - EN 527-2
- **EU Directives** - 206/95EC, UI508 1999, UL 1004 R7 06, WE DC 2004/108WE Stand - by mode 0.3 W
- **Power supply** - 230V, 256W

Electric frame with common cable tray - Ogi Drive

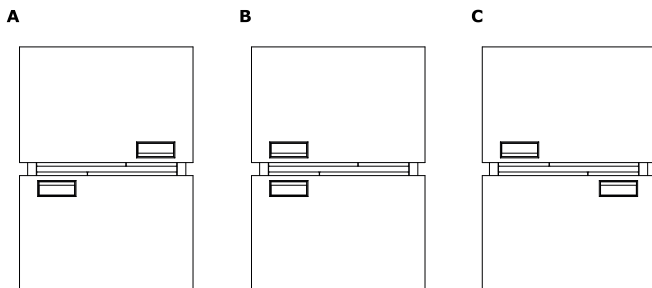


1. **Worktop** - MFC 28 mm, ABS edge
2. **Electric height adjustable frame** - powder coated steel, load 100 kg, telescopic leg
3. **Common cable tray + vertical cable organizer**
4. **Metal element for legs connecting**
5. **Leveling feet** - range 5 mm
6. **Control panel** - stepless height adjustment:
 - A - basic control panel
 - B - OPTION WITH EXTRA CHARGE - up and down keypad with memory
 - C - OPTION FOR AN ADDITIONAL COST - bluetooth module - compatible with control panel A and B - control via MDD Desk BT application (downloadable from Google Play or App Store). The app has a time interval function that informs the user about the need of changing body position (from sitting to standing or standing to sitting)

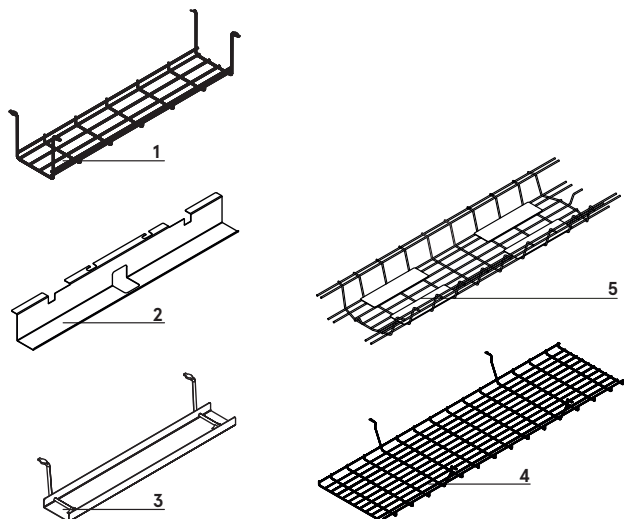
www.mdd.eu

Mediabox location

- A - left mediabox
- B - left/right mediabox
- C - right mediabox



Accessories



1. Horizontal cable tray S69 - powder coated, colour: 09 - aluminum
2. Single desk horizontal cable tray (SG12, SG16) - powder coated metal, colour: M009 - aluminum semi-matt
3. Horizontal cable tray E64 - powder coated, colour: M009 - aluminium semi-matt
4. Cable tray for bench desks Ogi Drive (SOD12, SOD14, SOD16, SOD18, SOD20) - powder coated, colour: M009 - aluminium semi-matt
5. Cable tray for bench desks (SG220, SG260) - steel wire Ø4 mm, powder coated, colour: 09 - aluminum

Ogi Drive	Date of preparation 16.10.2020	The data contained in this document is valid in the day of its preparation. Change of the product, as long as it does not affect the basic features of it, does not require consistent updates of the document.	page 6/10 technical description
-----------	-----------------------------------	-----------------------------------------------------------------------------------------------------------------------------------------------------------------------------------------------------------------	-------------------------------------------

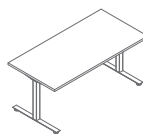
Simple desks electric height adjustment in the range of 700-1200 mm - sit-stand *



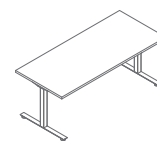
BOD52
1200 / 800 / 700-1200
44.6 kg



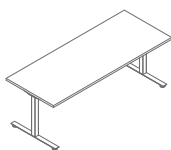
BOD54
1400 / 800 / 700-1200
47.1 kg



BOD56
1600 / 800 / 700-1200
50.1 kg

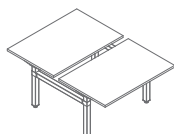


BOD58
1800 / 800 / 700-1200
53.1 kg

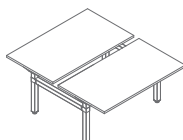


BOD60
2000 / 800 / 700-1200
56.1 kg

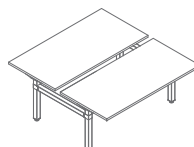
Bench desks with electric height adjustment in the range of 700-1200 mm - sit-stand *



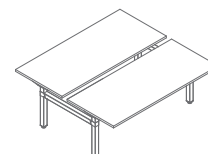
BOD512
1200 / 1690 / 700-1200
86.9 kg



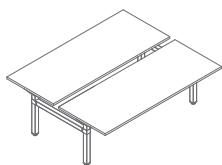
BOD514
1400 / 1690 / 700-1200
91.9 kg



BOD516
1600 / 1690 / 700-1200
97.9 kg



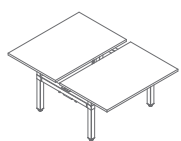
BOD518
1800 / 1690 / 700-1200
103.9 kg



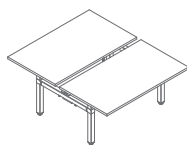
BOD520
2000 / 1690 / 700-1200
109.1 kg

* dimensions expressed in millimeters: width x depth x height

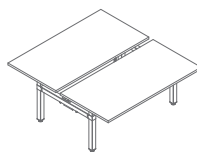
**Bench desks with electric height adjustment in the range of 700-1200 mm - sit-stand
- with common cable tray ***



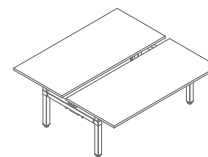
BOD712
1200 / 1690 / 700-1200
94.1 kg



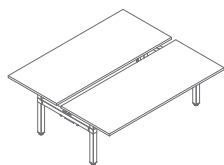
BOD714
1400 / 1690 / 700-1200
101.6 kg



BOD716
1600 / 1690 / 700-1200
110.1 kg



BOD718
1800 / 1690 / 700-1200
118.1 kg

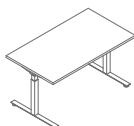


BOD60
2000 / 1690 / 700-1200
127.1 kg

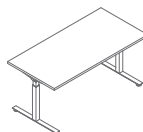
Single desks with electric height adjustment in the range of 650-1300 mm - sit-stand *



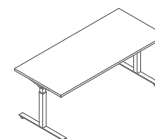
BOD62
1200 / 800 / 650-1300
47.1 kg



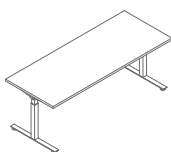
BOD64
1400 / 800 / 650-1300
49.6 kg



BOD66
1600 / 800 / 650-1300
52.6 kg



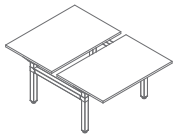
BOD68
1800 / 800 / 650-1300
55.6 kg



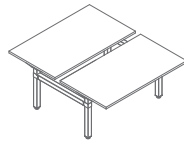
BOD70
2000 / 800 / 650-1300
58.6 kg

* dimensions expressed in millimeters: width x depth x height

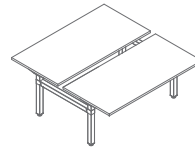
Bench desks with electric height adjustment in the range of 650-1300 mm - sit-stand *



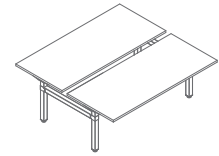
BOD612
1200 / 1690 / 650-1300
92 kg



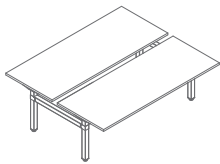
BOD614
1400 / 1690 / 650-1300
97 kg



BOD616
1600 / 1690 / 650-1300
103 kg

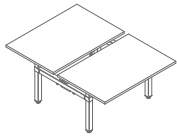


BOD618
1800 / 1690 / 650-1300
109 kg

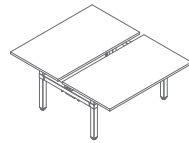


BOD620
2000 / 1690 / 650-1300
115 kg

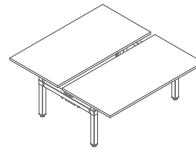
**Bench desks with electric height adjustment in the range of 650-1300 mm - sit-stand
- with common cable tray ***



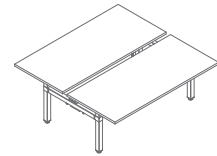
BOD812
1200 / 1690 / 650-1300
99.1 kg



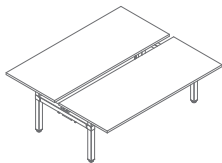
BOD814
1400 / 1690 / 650-1300
106.6 kg



BOD816
1600 / 1690 / 650-1300
1062.7 kg



BOD818
1800 / 1690 / 650-1300
176.5 kg



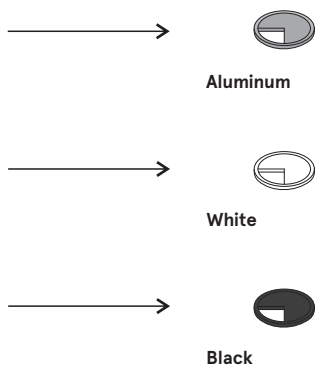
BOD820
2000 / 1690 / 650-1300
191.1 kg

* dimensions expressed in millimeters: width x depth x height

Top



Grommet



Frame - metal



Foot Yan Drive - metal

