

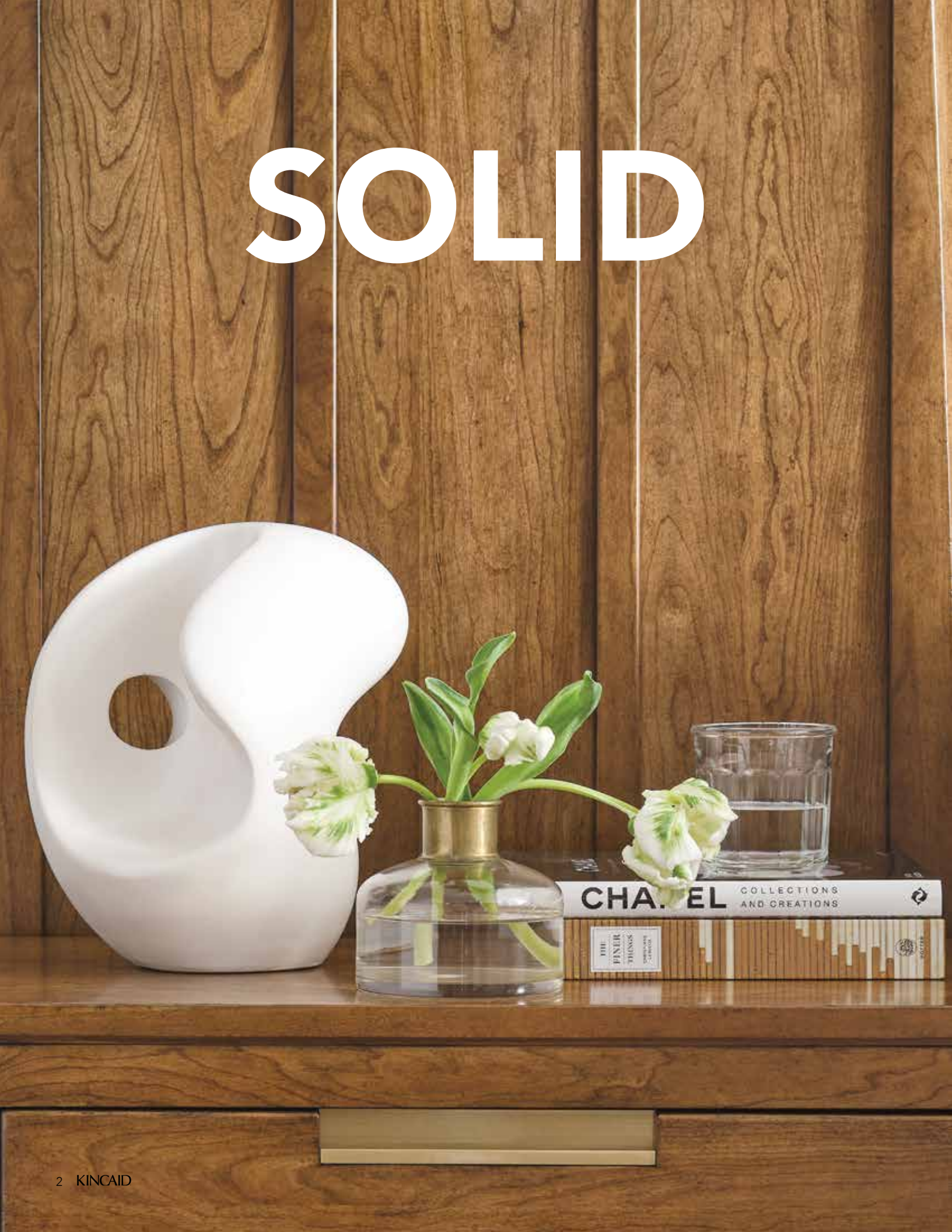
# KINCAID®

MONOGRAM  
COLLECTION



LOOKBOOK

# SOLID



# WOOD

Less than five percent of the furniture sold in America today is made using solid wood construction. And yet, most consumers tend to believe that all wood furniture that looks like wood, is solid wood. But when we consider antiques, family heirloom pieces, and well-made furniture items that get repurposed, often we find that those pieces that keep functioning and aging well through the years are made with solid wood. At Kincaid we believe that the honest way to build wood furniture is to build it with solid wood.

COVER: **Rockwood Chest** 315-215 / OPPOSITE PAGE: **Aspire Bedroom**





# CLEAN

## & MODERN STYLE

To be current without being trendy is the sweet spot when seeking a modern décor. Styles that are trendy are all too easy to find, and usually tomorrow's regrets. But when your furniture is built to last, it is important that it be designed with a style that is equally lasting. So bear with us as we interpret Modern as something a little more understated. Instead of embellishments, we'll let the wood tell the story.

ABODE  
COLLECTION

ABOVE LEFT TO RIGHT: Larson Four Door Buffet 269-857, Doyle Upholstered Arm Chair 269-637, Zane Trestle Dining Table 269-744, Atlas Bench 269-480, Doyle Upholstered Side Chair 269-636



## MONOGRAM WALNUT: A MEMORIAM

*As someone with a great appreciation for the natural beauty of solid wood, Steve Kincaid spent over five decades offering consumers beautiful, well-made furniture.*

*Solid wood furniture is an understandable value for those who see the beauty of an authentic, natural material that is built to be enjoyed for generations.*

*And for those who truly know wood they recognize the unique qualities that make American Black*

*Walnut special. It is because of these details that Steve Kincaid had long desired to develop a solid*

*walnut collection in the Kincaid Furniture line-up. As a variety of factors have aligned, Kincaid has turned this concept into a reality. Kincaid Furniture is pleased to honor Steve Kincaid with a collection that bears his signature in more ways than one. We proudly present Monogram Walnut by Kincaid.*



STEVE KINCAID



Wonderland Seven Drawer Dresser 315-130, Dornouch Mirror 315-040



Parkway End Table 315-915

LEFT TO RIGHT: Newport Nightstand 489-421, Somerset King Slat Bed Package 489-326P,  
Essence Drsser 489-130, Essence Mirror 489-040

ESSENCE  
COLLECTION

CLEAN  
& MODERN STYLE





CLOCKWISE: Wagner Two door Cabinet 269-580, Wagner Metal Hutch 269-581, Wagner Four Door Console 269-585, Edie Drawer End Table 269-915, Larson Chairside Table 269-916, Edie Rectangular Coffee Table 269-910, Lyon Round End Table 269-918; Hudson Rectangular Dining Table 315-744, Mackie Dining Chair 315-622, Roanoke Buffet 315-850; Ross Upholstered King Bed 863-326P, Waller Wall Bed End Panel 863-P35, Madison Landscape Mirror 863-040, Sellers Drawer Dresser 863-130, Allyson Nightstand 863-420; Elise Cocktail Table 77-023




CLOCKWISE THIS PAGE: Gillian Display Cabinet 269-855P; Backbay Accent Chest 315-933B; Allyson Nightstand 863-420

## DIVERSIONS: MODERN RUSTIC



CLOCKWISE THIS PAGE: Cooper Arm Chair 860-639A, 96" Sigmon Trestle Table 860-745, Cooper Side Chair 860-638A; Shelter King Bed 75-131P, Weatherford Nightstand 75-141; Jackson Panel King Bed 944-306P, Crockett Nightstand 944-420, Henderson Mule Chest 944-220; Button Dining Table 706-701C, Oakley Side Chair 706-636C

Styles come and styles go, but great designs are timeless. They have a way of re-emerging to meet the moment as they express our ideals and carry the stories of our past. We appreciate the freshness of what is current, while our hectic lives beg for designs that inspire a calmer, more relaxed, and authentic home. What has emerged is what we refer to as Rustic Revival. Built on unassuming shapes and natural textures, this casual take on modern is all about the relaxed mood that comes from natural solid wood in worn, familiar finishes.



DOVETAIL DRAWER JOINERY

CUSTOM HARDWARE

SOFT CLOSE DRAWER GLIDES

SOLID WOOD ON ALL EXTERIOR PANELS, DRAWER FRONTS & SHAPED EDGES

ADJUSTABLE DRAWER LEVELING

MORTISE & TENON JOINERY

ADJUSTABLE FEET LEVELING

# CASE CONSTRUCTION

For four generations, Kincaid Furniture has been built on a philosophy to make wood furniture in its most natural form: using Solid Wood construction. At Kincaid Furniture, we focus our efforts and our resources on those details that provide the greatest value to the consumer. From time-honored joinery of our English dove-tailed drawer construction to the modern engineering of our soft-close drawer glides, each piece of Kincaid Furniture retains the best of the past while embracing the improvements of today.



HADLEIGH  
COLLECTION

# CLASSIC

## STYLE

Like a strand of pearls or a well-appointed tuxedo there is a distinctive and timeless beauty to classic styles. It could be because they are familiar to us, that they seem to transcend the come and go trends with grace. Or maybe, they have become familiar because they feature a genius that is uncommon and rarely repeated. In either case, they have inspired us and earned our appreciation such that they look equally stunning at every age.

ABOVE LEFT TO RIGHT: Queen Anne Arm Chair 607-637, Queen Anne Side Chair 607-636, Hadleigh Four Door Buffet 607-850

BRIDGETOWN  
COLLECTION

CLASSIC  
STYLE



LEFT TO RIGHT Harrison Bureau 487-210B, Brighton King Poster Bed Package 487-326BP,  
Warren Bedside Table 487-421B




CLOCKWISE (L-R): Rainer Display Cabinet 020-830P, Deconstructed Host Chair 020-620, New Haven Leg Table 020-744, Ladderback Side Chair 020-636; Witham Bureau 161-250, Witham Bachelors Chest 161-422, Herdon King Upholstered Bed 161-316P; Bromefield Round Dining - Black 487-701BP, Fitts Side Chair - Black 487-622B, Harrison Credenza - Black 487-858B, Lyndale Buffet 024-850; Hadleigh Bachelor's Chest 607-422, Rice Carved King Bed 607-326P, Rice Hadleigh Bed Steps 607-481, Hadleigh Drawer Dresser 607-130, Vertical Pediment Mirror 607-030





CLOCKWISE (L-R) Harrison Drawer Chest - Black 487-216B,  
Damian Master Buffet 161-850, Kelsey End Table 020-915

Opposite Page: Hadleigh Four Door Buffet 607-850



SANDED & FINISHED INTERIORS

PRECISE ENGLISH DOVETAIL JOINERY

FULL DEPTH SOLID WOOD DRAWER SIDES

SOLID WOOD DRAWER FRONTS

RECESSED PREMIUM SOFT CLOSE DRAWER GLIDES WITH LEVELING ADJUSTMENT

# DRAWER CONSTRUCTION

When considering the value of a piece of furniture, materials, construction, and function are the guiding hallmarks of quality. Often the best place to see these attributes is to look at a drawer. At Kincaid, our drawer construction speaks for itself. We start with full-depth, solid wood drawer sides. The interior is then sanded and finished to protect the contents. The structure of the drawer is supported with genuine English dovetail joinery on all four corners. How a drawer functions is another sign of quality. Kincaid drawers use premium, soft-close drawer glides. These glides are built to last and will offer excellent movement for years to come.





KAFE  
COLLECTION

# CASUAL

## DINING

Today's dining areas are relaxed, comforting, simplified and a break from the bustle of the modern world. The Kincaid Kafe casual dining collection was designed to meet the demands for such a space. The Kafe collection offers a range of options such as; two table heights and shapes in multiple sizes, benches, wood and fabric seats plus builds on the family-friendly benefits of solid wood construction and the KinGuard performance finish. Our KinGuard clear top coat protects the finish on all dining tables along with the solid wood beneath by giving extra time to clean up life's little spills. Now you can go casual with the look you love — and leave your worries behind.

ABOVE LEFT TO RIGHT: **Kafe Server (Latte)** 317-857L, **Tall Ladderback Chair (Latte)** 317-692L, **60" Counter Height Table (Latte)** 317-700L

KAFE  
COLLECTION



LEFT TO RIGHT: Splat Back Chair (Mocha) 317-636M, 80" Rectangular Trestle Table 317-747MP,  
Upholstered Dining Bench (Mocha) 317-480M, Kafe Server (Mocha) 317-857M



PLANK ROAD  
COLLECTION



KAFE  
COLLECTION



ABODE  
COLLECTION



ABODE  
COLLECTION

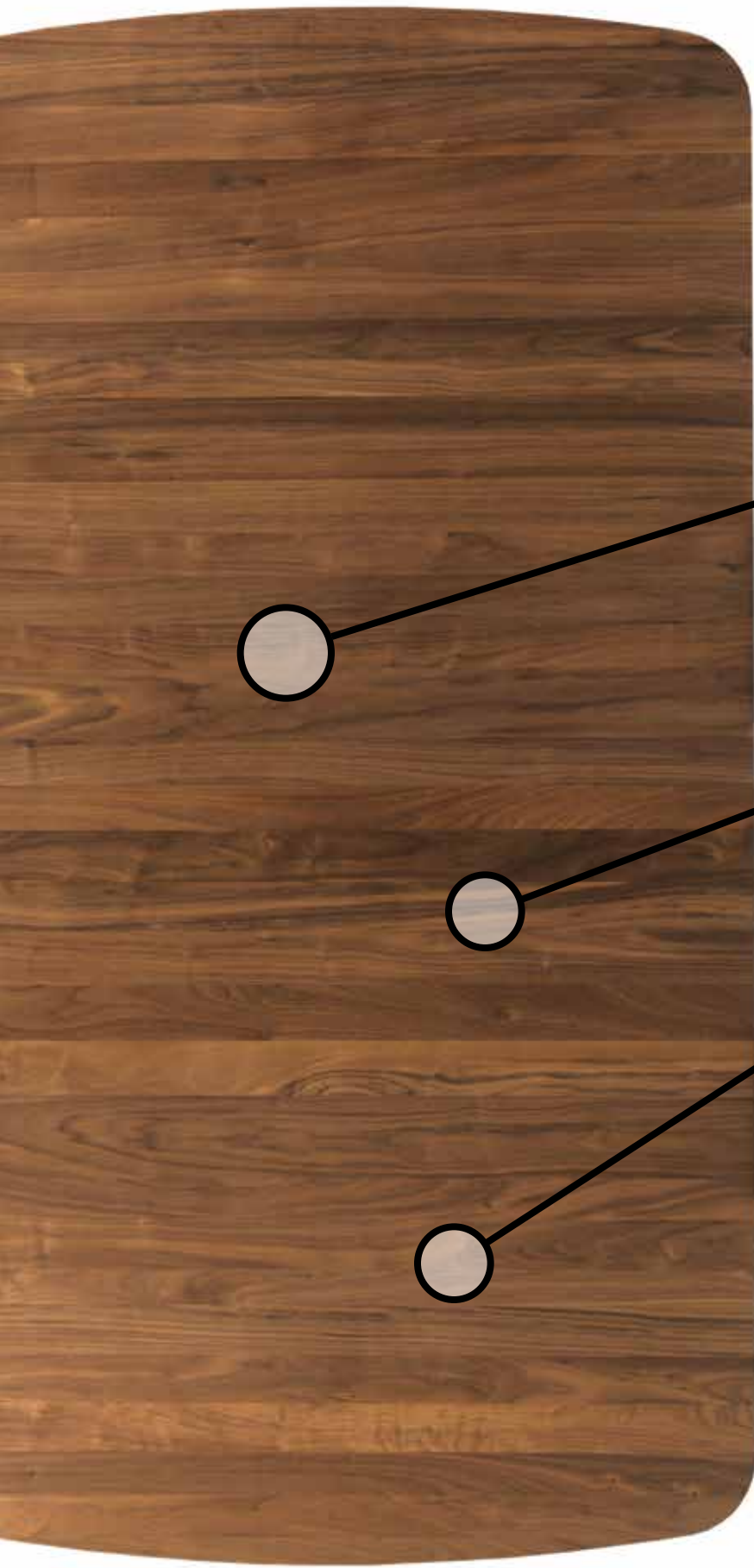
CLOCKWISE (L-R): Kimler Counter Height Chair 706-691C, Kimler Counter Height Dining Table 706-706CP; Ladderback Chair (Latte) 317-622L, 44" Round Quad Table (Latte) 317-705L; Zane Counter Height Trestle Table 269-706, Frisco Counter Height Chair 269-690; Frisco Ladderback Side Chair 269-638, Salter Round Dining Table 269-701P, Larson Four Door Buffet 269-857,

OPPOSITE PAGE (L-R): Ladderback Chair (Cappuccino) 317-622C, Round Pedestal Table (Cappuccino) 317-707C



KAFE  
COLLECTION

CASUAL  
DINING



KINGUARD  
PERFORMANCE  
FINISH PROTECTS  
YOUR TABLE FROM  
LITTLE SPILLS

KINGUARD COVERAGE  
APPLIES TO  
MATCHING LEAVES

KINGUARD IS CLEAR  
SO THE NATURAL  
WOOD FINISH  
LOOKS BEAUTIFUL



# KINGUARD

## TABLE TOP PROTECTION

When it comes to furniture, few items have a tougher job than the dining table. The dining table needs to be both beautiful and resilient at the same time. To last for generations and age gracefully, it is important to start with a Kincaid solid wood table. Solid wood is excellent at handling everyday use, while showcasing the wood's natural beauty. Another important dining table feature is the finish. Kincaid's Kinguard performance finish uses a clear hard top coat to help protect the wood and the finish from common everyday spills. Kinguard provides an extra buffer of time to clean up water rings or food spills before they can penetrate the finish.





# CUSTOM

# UPHOLSTERY

Shopping for home furnishings can be a bit of a puzzle. To arrive at the right furniture, for the right price, at the right quality often requires wading through an industry filled with marketing slogans, over-stated quality, and impossible sales offers. At Kincaid Furniture we decided to be different by simply offering an honest value. To deliver a product worthy of that commitment means: that it must be comfortable, that it should reflect your own style and space, that it should be a place for gathering and relaxing for many years to come, and that in the end, it will still feel like a value long after the purchase was made. And that is why we like to say at Kincaid, it's not a purchase, it's a promise.

**CRYPTON.**  
SOFA BODY FABRIC

# PERFORMANCE FABRICS

A major fabric trend in the industry – and a go-to option for active families – has been the advancement of performance fabrics. There are two major categories that performance fabrics generally fall into: 1 - those constructed as performance fabrics and 2 - those finished to add performance qualities. The first group are those that are constructed as performance fabrics through the use of inherently cleanable materials (such as polyester and acrylic based yarns). The second group uses topical treatments and/or finishing processes to create a barrier against common spills. This category affords the possibility to use a broader range of yarns (including natural fibers) in order to gain the benefits of those materials. At Kincaid we carry what we believe offers the best selection within each of these constructions.

BLAIR SOFA / CRYPTON / CAMBRIC MARSHMALLOW

ABOVE LEFT TO RIGHT: **Jenny Chair 098-00** body fabric: Salma Meadow; **Blair Sofa 345-86** body fabric: Cambric Marshmallow, outer pillow fabric: Titan Emerald, inner pillow fabric: Beaded Lattice Meadow; **Blair Chair 345-84**, **Blair Ottoman 345-80** body fabric: Titan Emerald

CASCADE COLLETION TABLES: Lamont End Table 863-915, Lamont Round Coffee Table 863-913



ELLEREY SOFA / CRYPTON / TISHA SEAMIST

**CRYPTON.**  
SOFA BODY FABRIC



SLOANE SOFA / CRYPTON / OREN CELEREY

# PERFORMANCE FABRICS



**CRYPTON.**  
SOFA BODY FABRIC

ARI CURVED SOFA / CRYPTON / LIMERICK CREAME



ELLEREY SOFA / INSIDE OUT / TARAN TWINE

ABOVE: **Bella Chair 114-00** body fabric: COM fabric; **Ari Curved Sofa 347-66** body fabric: Limerick Creame, pillow fabric: Ayer Baltic; **Bunching Ottoman 148-03** COM fabric; **Asher Swivel Chair - Leather 073-02L** leather shown: Bellissimo Nilo, **Elise Chairside Table 77-026**

LEFT: **Ellerey Sofa 342-86** body fabric: Taran Twine, inner pillow fabric: Dimension Bison, outer pillow fabric: Concrete Sepia, **Modern Forge Round End Table 944-916**, **Modern Forge End Table 944-915**

OPPOSITE PAGE: **Sloane Sofa 344-86** body fabric: Oren Celery, inner pillow fabric: Roselyn Copper, outer pillow fabric: Fortune Sprout  
**Modern Forge End Table 944-915**

# PERFORMANCE FABRICS



COMFORT SELECT SOFA / CRYPTON / NOMAD SNOW

ABOVE: **Custom Select Sofa T52-88**  
 body fabric: Nomad Snow, inner pillow  
 fabric: Mephis Thunder, outer pillow  
 fabric: Drexel Cinnamon, **Cameron  
 Chair 058-00** body fabric: Drexel  
 Cinnamon

RIGHT: **Studio Select Sofa XDB-86FN**  
 body fabric: Justify Natural, pillow  
 fabric: COM fabric






STUDIO SELECT SOFA / INSIDE OUT / JUSTIFY NATURAL

## NOW YOU KNOW: PERFORMANCE FABRICS



Kincaid is proud to offer family friendly performance fabrics making the latest looks and styles that much easier. We offer performance fabrics from Crypton, Inside Out and Sunbrella.

		
<p><b>ABOUT SUNBRELLA:</b> Industry leader in performance fabrics (since 1966) featuring premium trend-setting designs, soft hand and a huge selection of patterns, colors and textures</p>	<p><b>ABOUT INSIDE OUT:</b> These fabrics pair superior design and unmatched performance to weather any storm in your home or sunroom.</p>	<p><b>ABOUT CRYPTON FABRICS:</b> Performance fabrics that incorporate a broad range of materials to achieve family friendly cleanability without compromising style or comfort.</p>
<p><b>ABOUT THIS FABRIC:</b> Made in USA and globally from 100% spun acrylic, solution dyed, unstainable, no PFC chemicals, Greenguard certified</p>	<p><b>ABOUT THIS FABRIC:</b> Made in USA. Made from 100% UV polyester and some fabrics may be a combination of polyester and olefin, fluorine-free technology</p>	<p><b>ABOUT THESE FABRICS:</b> Comfortable fabrics that feature permanent stain-resistant technology that is liquid resistant, odor-resistant, disinfectable, and environmentally friendly.</p>
<p><b>CLEANABILITY:</b> Easily clean most stains with soap and water and mild scrub. Able to <b>BLEACH CLEAN</b> for difficult stains.</p>	<p><b>CLEANABILITY:</b> Easily clean most stains with soap and water and mild scrub. Able to <b>BLEACH CLEAN</b> for difficult stains.</p>	<p><b>CLEANABILITY:</b> Most liquids simply roll off of Crypton fabrics. When necessary, stains can be cleaned with soap and water and mild scrub (see Crypton.com website for details).</p>
<p><b>WARRANTY:</b> Covered against fading by Sunbrella 5-year warranty.</p>	<p><b>WARRANTY:</b> Covered by a 3-year limited warranty for upholstery and specialty fabrics that covers color or strength loss from normal usage and exposure conditions, including sunlight, mildew and atmospheric chemicals.</p>	<p><b>WARRANTY:</b> Crypton warrants that its fabrics will be free from manufacturing defects for a period of 2 years. Please visit the Crypton.com website for details.</p>
<p><b>GRADE RANGE: \$\$ - \$\$\$\$</b> (pricing varies by style and fabric grade).</p>	<p><b>GRADE RANGE: \$\$ - \$\$\$\$</b> (pricing varies by style and fabric grade).</p>	<p><b>GRADE RANGE: \$\$ - \$\$\$</b> (pricing varies by style and fabric grade).</p>



# COLO

## R STORIES

The most impactful design elements are typically found in fabrics and their applications. This is particularly favorable for Kincaid Custom Upholstery thanks to where we are situated in the marketplace and our focus on color and customization. A few of the current trends in fabric that we are tracking and incorporating at Kincaid follow the broader sentiment toward nature things relatable and authentic. One foundational concept that is impacting design trends is a pronounced connection to nature and its influence on everything from color to pattern and texture.

SEA & SKY

FOREST

EARTH

ABOVE (L-R): **Emerson Chair - Leather 064-00L**, **Emerson Ottoman - Leather 064-03L** leather shown: Bellissimo Oliva; **Pearce Tufted Rectangular Ottoman 140-03L** leather shown: Bellissimo Oliva, **Blair Sofa 345-86** fabric shown: Cambric Marshmallow, inner pillow fabric: Tanner Pine, outer pillow fabric: Burbank Multi; **Blair Loveseat 345-85** fabric shown: Cambric Marshmallow, pillow fabric: Tanner Pine

ANSLEY TABLES: **Atwood End Table 024-915**, **Barden Round End Table 024-916**



Ever popular as it acceptably pairs with a broad range of neutrals and other colors, blues of every hue and shade continue to evolve and branch out. Deeper aqua and marine tones are particularly shaping the direction of blues and tend to offer a more nuanced type of color saturation.

## SEA & SKY



FAR LEFT **Custom Select Sofa 276-86T**  
body fabric: COM fabric

LEFT TOP: **Colby Ottoman 154-03** fabric:  
Ankara Ebony, Belmont Charcoal;

LEFT BOTTOM **Ryder Chair 353-84**  
fabric: Chadwyn Azure, **Ryder Ottoman**  
**353-80** fabric: Chadwyn Azure

*What colors are your Dreams?*

**SEA & SKY**

RIGHT: **Asher Swivel Chair 073-02** inside body fabric: Banshee Spruce, outside body fabric: Boscacci Lagoon, **Jennings Rectangular Cocktail Ottoman 149-03** fabric: Youngman Lagoon  
**Dawson Sofa 343-86** body fabric: Ahlia Burlap, pillow fabric: Vundabos Calypso

FAR RIGHT **Ari Sofa 347-76** body fabric: Robusta Tourmaline, 3 back pillow fabric: Nantucket Seashore, 2 back pillow fabric: Robusta Tourmaline, 2 kidney pillow fabric: Bodrum Rainforest





Green is one of the most healing of all colors and layering shades of this botanical palette is refreshing and chic. Going hand in hand with natural elements is the use of actual greenery (think succulents, houseplants, etc.) - bringing the outside in.

## FOREST



*What colors are your Dreams?*

FOREST





Think of this palette as neutral but with more personality. While the core of this range stems from variations on linen, stone, and sand, more pronounced brown and copper elements are emerging.

## EARTH



FAR LEFT: **Jane Chair 041-00** body fabric: Oshae Amber; **Fullerton Ottoman 144-02** body fabric: York Vintage, **Tuscany Sofa 803-86** body fabric: Robusta Linen, inner pillow fabric: Far Hills Oak, outer pillow fabric: York Vintage

LEFT: **Ellerey Chair 342-84L** leather: Bellissimo Caramelo

*What colors are your Dreams?*

RIGHT: **Comfort Select Sofa T25-88** body fabric: Nomad Snow, inner pillow fabric: Mephis Thunder, outer pillow fabric: Drexel Cinnamon, **Cameron Chair 058-00** body fabric: Drexel Cinnamon



EARTH



# LEATHER

## STYLES

We have curated a selection of quality leathers to address the homes and lifestyles for spaces from active family rooms to the most elegant living areas. Every leather item we make features the quality of top grain leather, from our Cheyenne with its protective wax top-coat to the premium, aniline dyed Bellissimo which comes from the finest selection of European hides.

ABOVE: Barrett Chair - Leather 063-00L, Barrett Ottoman - Leather 063-03L leather shown: Cheyenne Grey Hoss

# LEATHER

STYLES



CLOCKWISE: Kingston Chair - Leather 304-84L, Kingston Ottoman - Leather 304-80L leather: Bellissimo Caramello; Wellsley Chair 670-84L, Wellsley Ottoman 670-80L leather: St. Croix Desert Camel; Copeland Cocktail Ottoman 138-03L leather: St. Croix Desert Camel, Barnes Square Lounging Cocktail Ottoman 142-03L leather shown: Cheyenne Stirrup, Pearce Tufted Rectangular Cocktail Ottoman 140-03L leather: Bellissimo Oliva, Jamison Square Cocktail Ottoman 150-03L leather: Cheyenne Long Rifle, Jennings Rectangular Cocktail Ottoman 149-03L leather: Bellissimo Nilo, Fullerton Round Cocktail Ottoman 144-03L leather: Bellissimo Visone; Tinsley Barstool - Leather 008-03L leather shown: Cheyenne Grey Hoss, Harrington Chair - Leather 061-00L leather shown: Bellissimo Oliva



# SELECT

YOUR OWN STYLE

With three different style/scale platforms to start from, our design your own programs help you get the right style, size, and comfort for your home. Whether it is a full customized and detailed look with Custom Select, a more simple apartment-sized style of Studio Select or a plush and generous seating setup of Comfort Select - Kincaid has what you need when it comes to build your own custom upholstery.

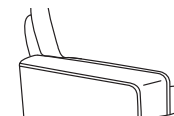
ABOVE (L-R) **Comfort Select T25-39 Left Arm Facing Sofa, T25-35 Corner, T25-23 Armless Sofa, T25-42 Right Arm Facing Chaise** body fabric: Cavern Silver, large pillow fabric: Idalia Indigo, small pillow fabric: Geode Midnight, **Bumper Ottoman** fabric: Cavern Indigo

# CUSTOM SELECT

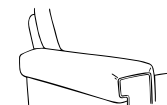
## DESIGN YOUR UPHOLSTERY WITH STYLE



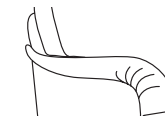
### SELECT YOUR ARM 5 STYLES TO CHOOSE



Track Arm (1)



Key Arm (2)



English Arm (7)

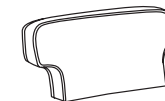


Sock Arm (8)



Panel Arm (9)

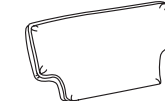
### SELECT YOUR BACK 4 STYLES TO CHOOSE



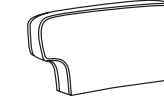
Box Border Back/  
Semi-Attached (3)



Knife Edge Back with  
Welt/Semi-Attached (5)




Knife Edge Back with  
Welt/Loose (6)

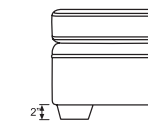


Box Back with Welt/  
Loose (7)

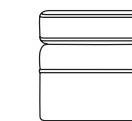
### SELECT YOUR BASE 4 STYLES TO CHOOSE



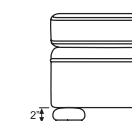
7 1/2" Dressmaker  
Skirt (5)



Wedge Foot (6)



Upholstered  
Base (7)



Bun Foot (9)

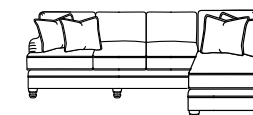
### SELECT YOUR TYPE OVER 36 STYLES TO CHOOSE see list at right



Sofas



Chairs



Sectionals

- |                           |                                  |                                 |
|---------------------------|----------------------------------|---------------------------------|
| 83 Small Sofa (3 over 3)  | 82 Large Ottoman                 | 58 RAF Queen Sleeper (2 over 2) |
| 86 Medium Sofa (3 over 3) | 79 Sml. Full Sleeper (3 over 3)  | 59 LAF Queen Sleeper (2 over 2) |
| 87 Large Sofa (3 over 3)  | 89 Med. Queen Sleeper (3 over 3) | 43 LAF Corner Sofa (3 over 3)   |
| 88 Grande Sofa (3 over 3) | A8 Sml. Full Sleeper (2 over 2)  | 44 RAF Corner Sofa (3 over 3)   |
| 63 Small Sofa (2 over 2)  | 69 Med. Queen Sleeper (2 over 2) | 34 Quarter Round                |
| 66 Medium Sofa (2 over 2) | 31 LAF Loveseat                  | 33 Armless Loveseat             |
| 67 Large Sofa (2 over 2)  | 32 RAF Loveseat                  | 37 Armless Chair                |
| 68 Grande Sofa (2 over 2) | 38 RAF Sofa (3 over 3)           | 41 LAF Chaise                   |
| 85 Loveseat               | 39 LAF Sofa (3 over 3)           | 42 RAF Chaise                   |
| 46 RAF Sofa (2 over 2)    | 46 RAF Sofa (2 over 2)           | 35 Corner                       |
| 84 Chair                  | 49 LAF Sofa (2 over 2)           | 13 LAF One Arm Chair            |
| 80 Ottoman                | 28 RAF Queen Sleeper (3 over 3)  | 14 RAF One Arm Chair            |
|                           | 29 LAF Queen Sleeper (3 over 3)  |                                 |

### SELECT YOUR SEAT STYLE 2 STYLES TO CHOOSE



T Front (T)

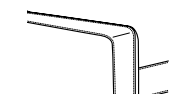


Flat Front (F)

### SELECT YOUR DEPTH 1 STYLE TO CHOOSE



4" Added Depth (L)



No Welt - Top Stitch (N)

### ADD TOP STITCH REMOVES WELT (CHARGES APPLY)

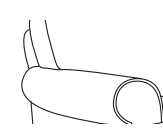
### ADDITIONAL OPTIONS

- Fabrics
- Cushion fill
- Nailhead trim
- Exposed wood finish

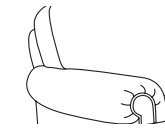
# STUDIO SELECT

CUSTOM LOOKS FOR SMALLER SPACES

**SELECT YOUR ARM 5 STYLES TO CHOOSE**




Sock Arm (A)



Panel Arm (B)



Flared Track Arm (C)

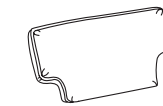


Narrow Sock Arm (X)

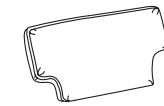


Narrow Track Arm (W)

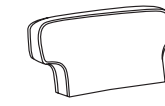
**SELECT YOUR BASE 5 STYLES TO CHOOSE**



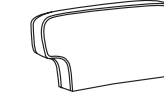
Knife Edge Loose (A)



Knife Edge Semi Attached (B)



Box Loose (C)



Box Semi-Attached (D)



Tight Back (E)

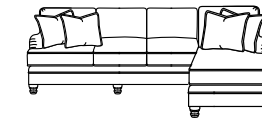
**SELECT YOUR TYPE OVER 19 STYLES TO CHOOSE**  
see list at right



Sofas



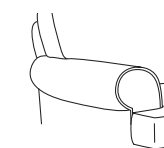
Chairs



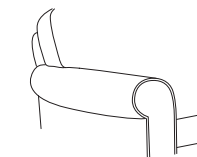
Sectionals

- 73 Sofa - 75" <sup>3 over 3</sup>
- 53 Sofa - 75" <sup>2 over 2</sup>
- 83 Sofa - 80" <sup>3 over 3</sup>
- 63 Sofa - 80" <sup>2 over 2</sup>
- 86 Sofa - 85" <sup>3 over 3</sup>
- 66 Sofa - 85" <sup>2 over 2</sup>
- 55 Loveseat
- 84 Chair
- 80 Ottoman
- 31 LAF Loveseat
- 32 RAF Loveseat
- 33 Armless Loveseat
- 34 Quarter Round
- 37 Armless Chair
- 38 RAF Sofa <sup>3 over 3</sup>
- 39 LAF Sofa <sup>3 over 3</sup>
- 41 LAF Chaise
- 42 RAF Chaise
- 43 LAF Corner Sofa <sup>3 over 3</sup>
- 44 RAF Corner Sofa <sup>3 over 3</sup>

**SELECT YOUR SEAT STYLE 2 STYLES TO CHOOSE**

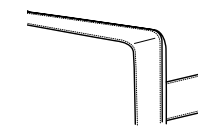


T-Front (T)



Flat-Front (F)

**ADD TOP STITCH REMOVES WELT (CHARGES APPLY)**



No Welt - Top Stitch (N)


**ADDITIONAL OPTIONS**

- Fabrics
- Cushion fill
- Nailhead trim
- Exposed wood finish

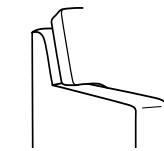
# COMFORT SELECT

DESIGN YOUR MOST COMFORTABLE LOOK


## SELECT YOUR ARM 8 STYLES TO CHOOSE



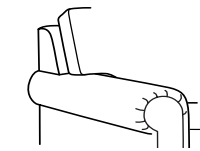
Large Track Arm (T2)



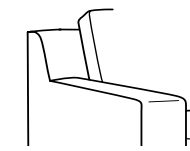
Medium Track Arm (Q2)




Sock Arm (S2)



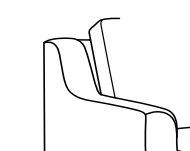
Panel Arm (P2)



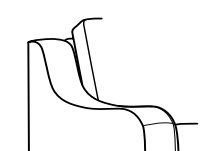
Large Track Arm (T1)  
Straight Back



Medium Track Arm (Q1)  
Straight Back

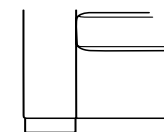


Reveal Arm (R1)

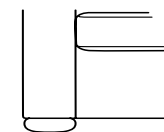


Upslope Arm (U1)

## SELECT YOUR BASE 3 STYLES TO CHOOSE



Square Leg Base (S)



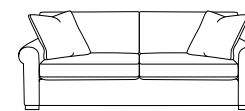
Round Leg Base (R)



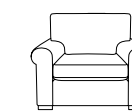
Upholstered Base (U)

## SELECT YOUR TYPE OVER 17 STYLES TO CHOOSE

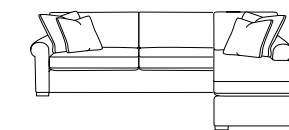
see list at right



Sofa



Chair



Sectionals

- |                          |                      |
|--------------------------|----------------------|
| 88 Sofa - 108" 3 over 3  | 37 Armless Chair     |
| 87 Sofa - 96" 2 over 2   | 38 RAF Sofa 2 over 2 |
| 86 Sofa - 88" 2 over 2   | 39 LAF Sofa 2 over 2 |
| 85 Loveseat 2 over 2     | 41 LAF Chaise        |
| 84 Chair                 | 42 RAF Chaise        |
| 80 Ottoman               | 43 LAF Corner Sofa   |
| 81 Chair 1/2             | 44 RAF Corner Sofa   |
| 82 Large Ottoman         | 13 LAF Chair         |
| 23 Armless Sofa 2 over 2 | 14 RAF Chair         |
| 30 Bumper Ottoman        |                      |
| 35 Corner                |                      |

 **LEATHER** — APPLY ANY KINCAID LEATHER BY ADDING "L" TO THE SKU

## ADDITIONAL OPTIONS EXTRA CHARGES APPLY ON ALL OPTIONS BELOW

- Cushion fill
- Nailhead trim (on select types)
- Exposed Wood finish



# CUSHION OPTIONS

SELECT YOUR IDEAL SEAT STYLE



## COMFORT SUPPORT (standard)

Three part construction featuring 2 lb density high-resiliency foam core, plus a 1.25 oz fiber crown patch enclosed in a non-woven casing and .75 oz fiber wrap which covers the top, front and bottom sides.



## EXTRA FIRM (optional) \$

An excellent choice for those desiring a firmer feel. This cushion holds its shape very well and is ideal for heavier usage. Features 2.5 lb density high-resiliency foam core. 1.25 oz fiber crown and non-woven casing and .75 oz fiber wrap which covers the top, front and bottom sides.



## PLUSH COMFORT (optional) \$\$

Plush feel using 2 lb density high-resiliency foam core surrounded by fiber wrap envelope enclosed in a non-woven sleeve of resilient cotton/poly conjugated fiber. The Plush Comfort seating option includes feather down arm pillows (where applicable).



## PREMIUM BLEND DOWN (optional) \$\$

Tailored plush comfort is provided by 2.3 lb density Qualux™ high-resiliency foam core encased in a fiber wrap layer. Then, a thick, down-proof feather jacket that features 50% down built around the core provides a supportive seat with the comfort of down. The Premium Blend Down seating option includes feather down arm pillows (where applicable). This cushion will require some maintenance in order to keep its shape and crown as feathers will settle and shift with use.



## PREMIUM SPRING DOWN (optional) \$\$\$

For a balanced seating that is both comfortable and progressively supportive, the Premium Spring Down offers the best of both. At the center of the cushion is a core made of individual, 14-15 gauge pocketed coil springs. A high-resiliency 1.8 density foam cushion is then constructed around the spring system and encased in a fiber wrap layer. Then, a thick down-proof jacket that features 50% feather/down built around the outside to provide a soft feel using the comfort of down. The Premium Spring Down (PSD) seating option includes micro-fiber back cushion that marries a similar progressive support.



## LUXURY SPRING DOWN (optional) \$\$\$\$

For supportive seating that adds the unmistakable feel of natural down, the Luxury Spring Down is an outstanding choice. At the center of the cushion is a core made of individual, 14-15 gauge pocketed coil springs. A 1.8 HR foam is then constructed around the spring system and encased in a fiber wrap layer. Then, a thick down-proof jacket that features 50% feather/down built around the outside to provide a soft feel using the comfort of down. The Luxury Spring Down (LSD) option is paired with a 90/10 feather and down back cushion that offers supremely rich feel. This combination creates a luxurious sit but does require some general maintenance (fluffing & regulating) to return the down to its proper shape.

**VIDEO INSIGHT**

**KINCAID CUSHION OPTIONS**  
SCAN CODE TO VIEW

LOOKBOOK



**KINCAID**  
WWW.KINCAIDFURNITURE.COM