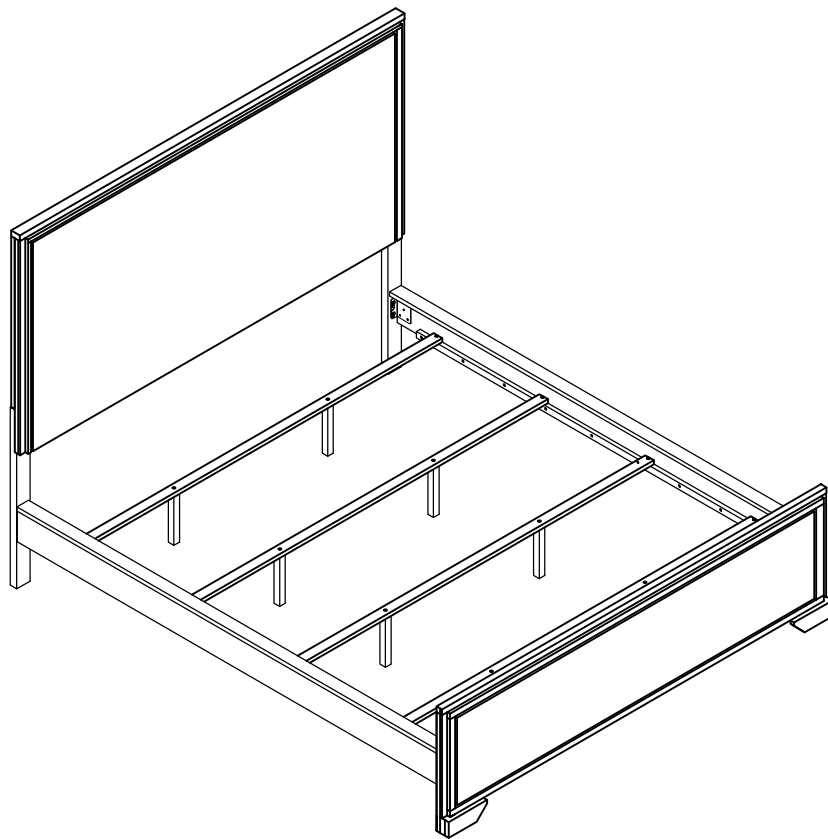


ASSEMBLY INSTRUCTIONS
COASTER FINE FURNITURE



Fine Furniture for every stage of life

224461KW (B1&B2)
California King Bed

ITEM: 224461KW (B1&B2)



ASSEMBLY INSTRUCTIONS


ASSEMBLY TIPS:

- 1 . Remove hardware from box and sort by size.
- 2 . Please check to see that all hardware and parts are present prior to start of assembly.
- 3 . Please follow attached instructions in the same sequence as numbered to assure fast & easy assembly.

WARNING !



- 1 . Don't attempt to repair or modify parts that are broken or defective. Please contact the store immediately.
- 2 . This product is for home use only and not intended for commercial establishment.

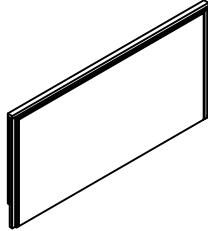
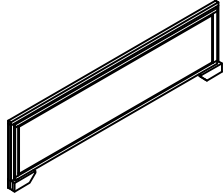
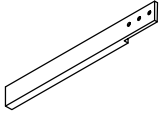
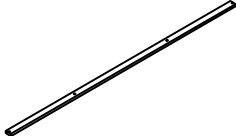
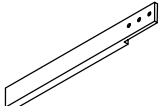
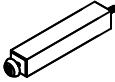


ASSEMBLY TIME


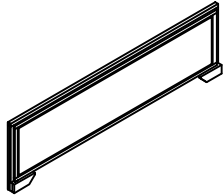
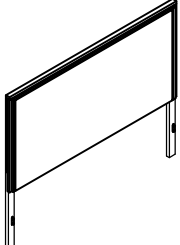
20 MINUTES

PARTS IDENTIFICATION

B1 (BOX 1)

A	HEADBOARD PANEL		1PC	D	FOOTBOARD		1PC
B	RIGHT HEADBOARD LEG		1PC	E	BED SLAT		4PCS
C	LEFT HEADBOARD LEG		1PC	F	BED SLAT SUPPORT WITH LEVELER		8PCS

B2 (BOX 2)

G	BED RAIL		2PCS	D	224461KW (B1) FROM BOX 1 FOOTBOARD		1PC
HB	224461KW (B1) FROM BOX 1 HEADBOARD COMPLETE		1PC				

ITEM: 224461KW (B1&B2)



ASSEMBLY INSTRUCTIONS


ASSEMBLY TIPS:

- 1 . Remove hardware from box and sort by size.
- 2 . Please check to see that all hardware and parts are present prior to start of assembly.
- 3 . Please follow attached instructions in the same sequence as numbered to assure fast & easy assembly.

WARNING !



- 1 . Don't attempt to repair or modify parts that are broken or defective. Please contact the store immediately.
- 2 . This product is for home use only and not intended for commercial establishment.



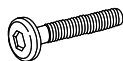
ASSEMBLY TIME

20 MINUTES

HARDWARE IDENTIFICATION

Z-B1 (BOX1) - HARDWARE PACK IS LOCATED IN 224461KW (B1)

1 BOLT
(M6 x 30mm - BLK)



6PCS

4 FLAT HEAD SCREW
(M4 x 32mm - RBW)



8PCS

2 LOCK WASHER
(1/4" - BLK)



6PCS

5 SMALL ALLEN
WRENCH
(M4 x 65mm - BLK)



1PC

3 FLAT WASHER
(1/4" x13mm - BLK)



6PCS

6 BIG ALLEN
WRENCH
(M5 x 65mm - BLK)



1PC

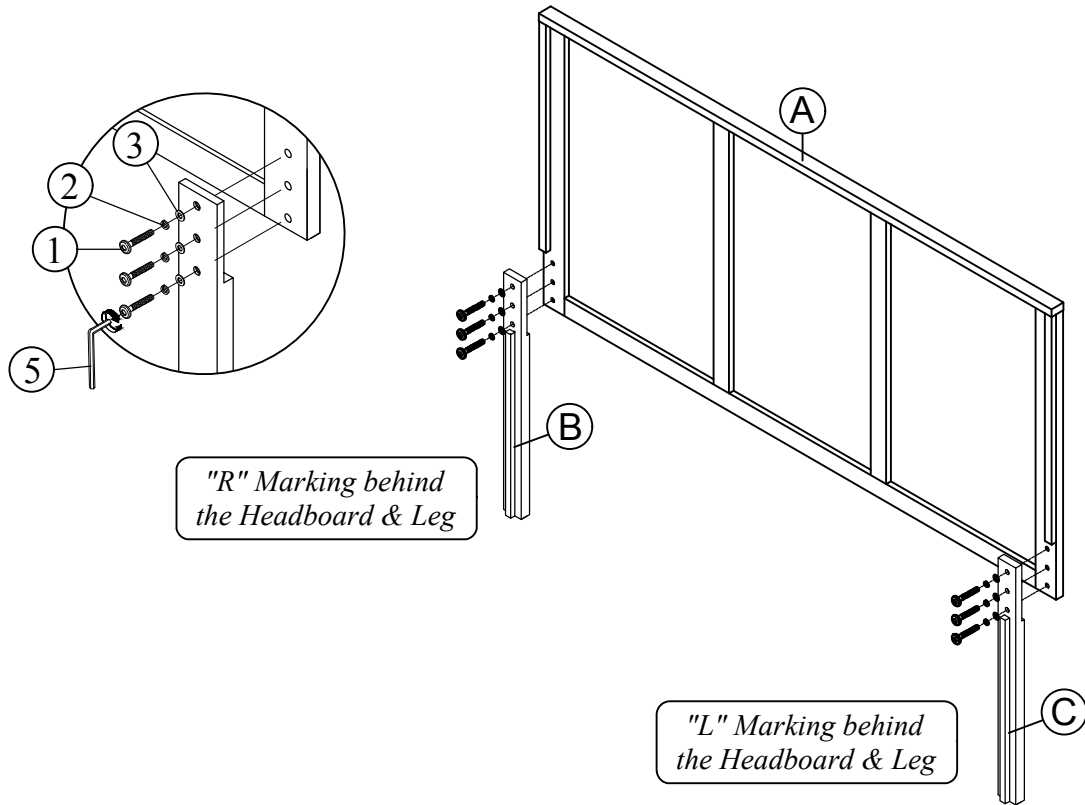
NOTE:

Phillips head screw driver is required in the assembly process; however, manufacturer does not provide this item.

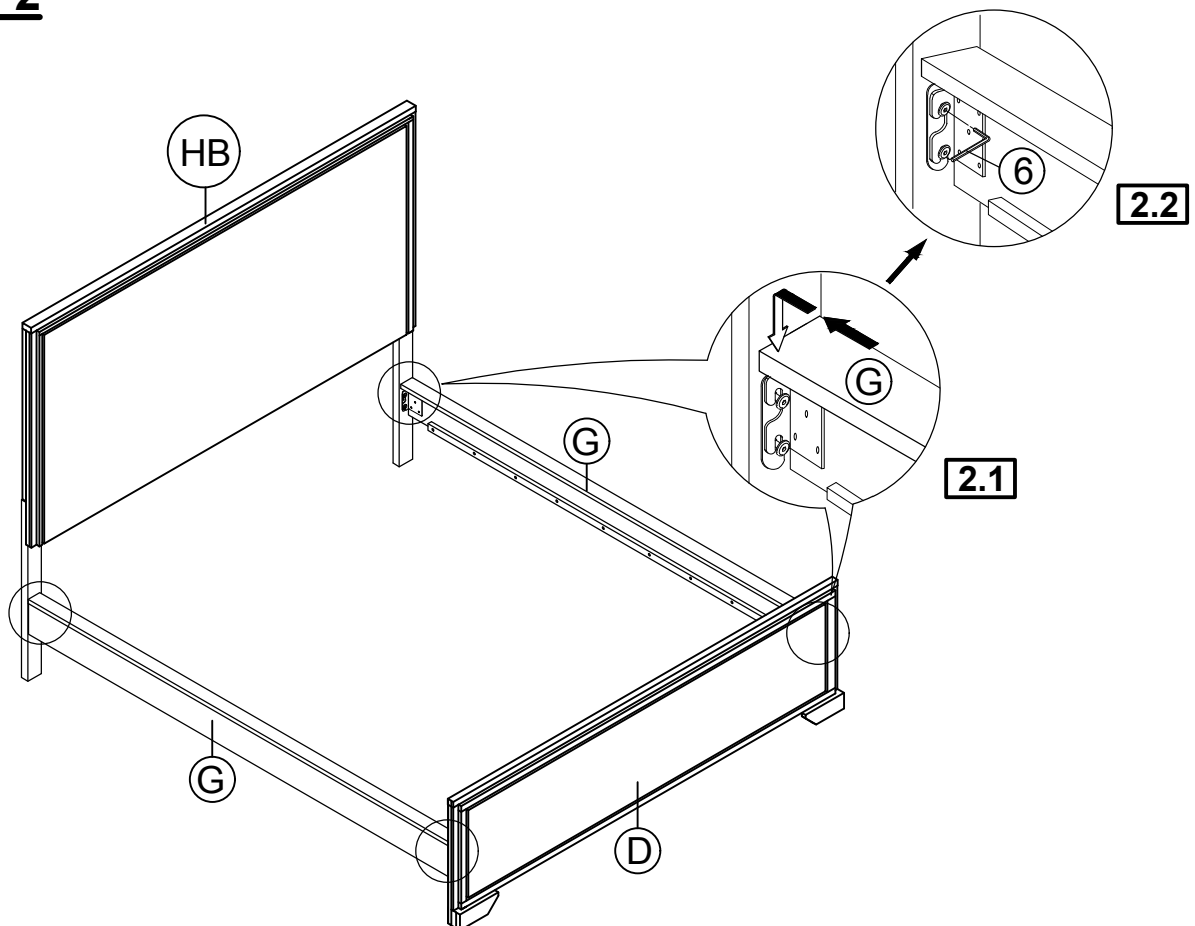
ITEM: 224461KW (B1&B2)

ASSEMBLY INSTRUCTIONS

STEP 1



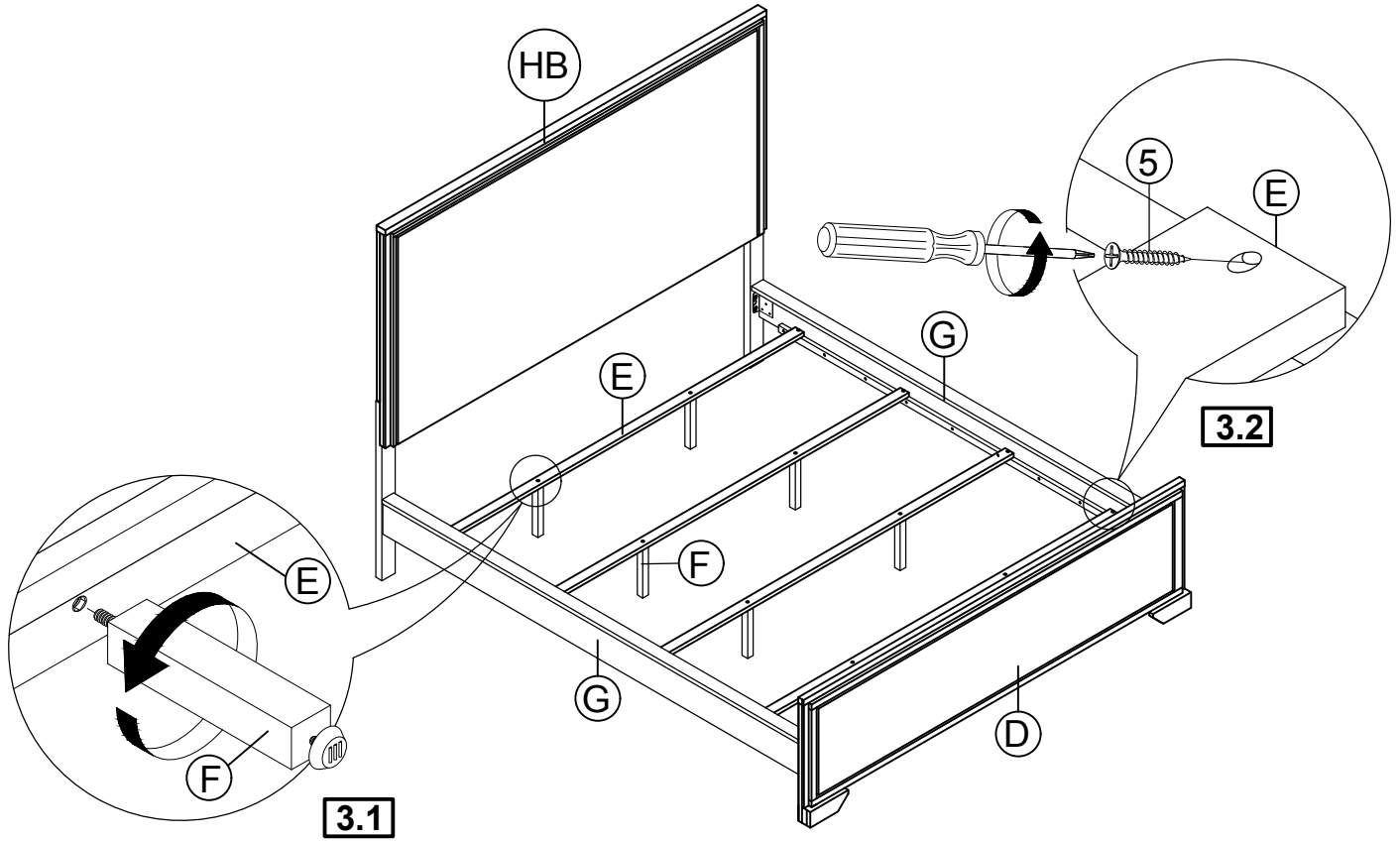
STEP 2




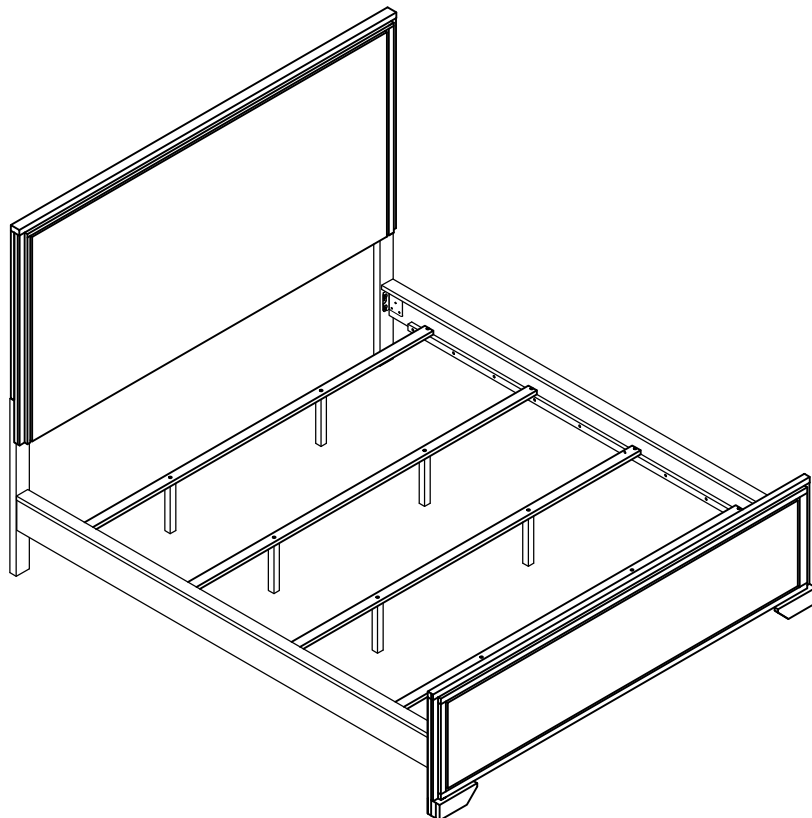
ITEM: 224461KW (B1&B2)

ASSEMBLY INSTRUCTIONS

STEP 3



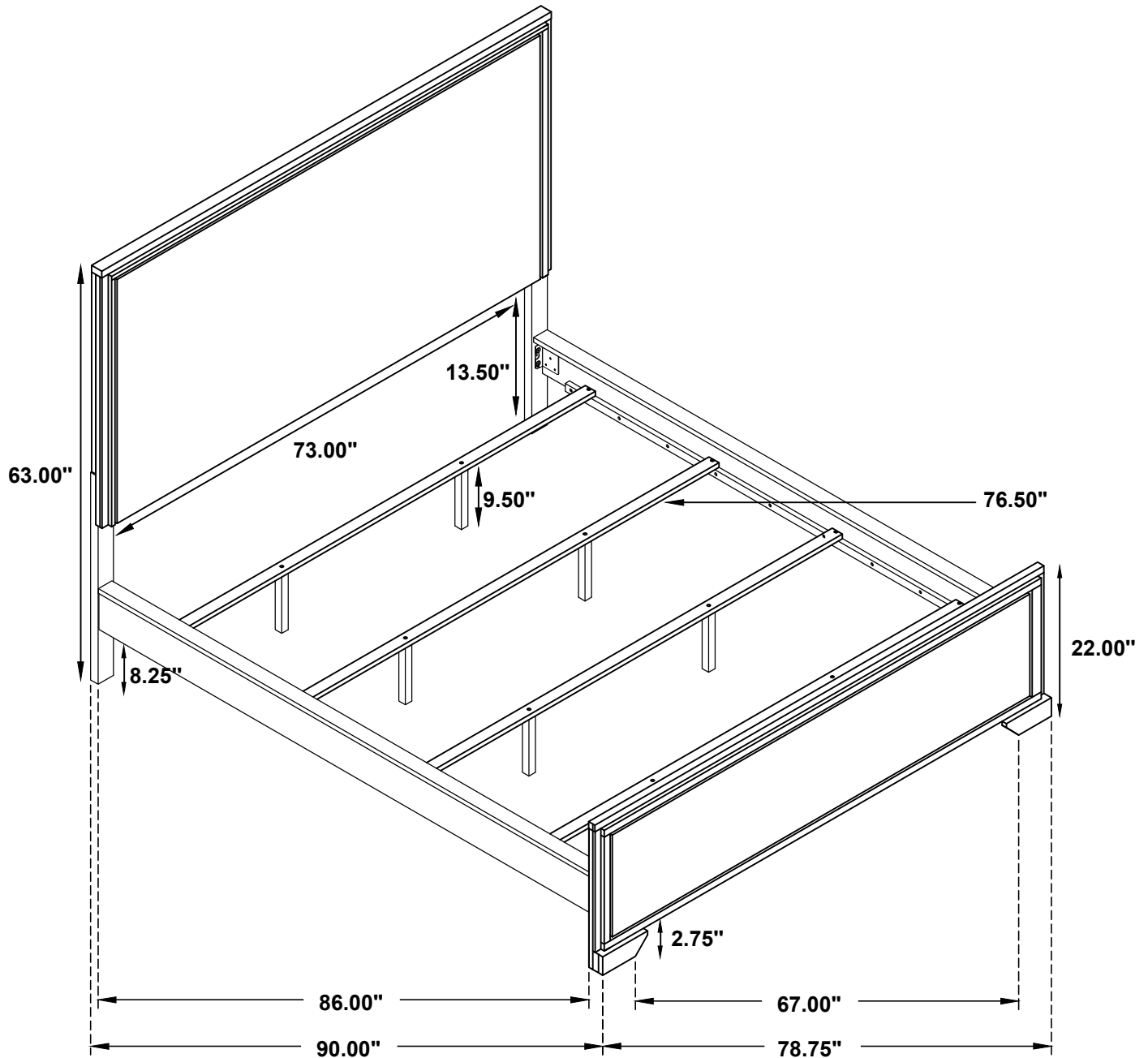
STEP 4 COMPLETE



ITEM: 224461KW (B1&B2)



Inner Size : 72.75"W X 86.00"D



Note: Dimension tolerance $\pm 5\%$